

xeon



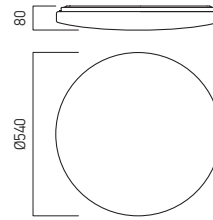
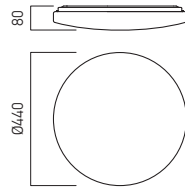
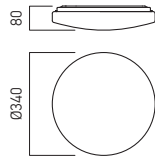
EN01

EN02

EN03

FINISHING AVAILABLE

WH



Code	Finishing	Type of LED	Power	Input voltage	Driver	LED flux	System flux	CCT	CR	Optics	Weight
EN01WW	WH	SMD 2835 SAN'AN	24W	180-250V AC	Included	2400 lm	1683 lm	3000K	80	160°	1,55 kg
EN01NW	WH	SMD 2835 SAN'AN	24W	180-250V AC	Included	2520 lm	1814 lm	4000K	80	160°	1,55 kg
EN02WW	WH	SMD 2835 SAN'AN	36W	180-250V AC	Included	3300 lm	2508 lm	3000K	80	160°	1,95 kg
EN02NW	WH	SMD 2835 SAN'AN	36W	180-250V AC	Included	3465 lm	2702 lm	4000K	80	160°	1,95 kg
EN03WW	WH	SMD 2835 SAN'AN	56W	180-250V AC	Included	5600 lm	3892 lm	3000K	80	160°	2,15 kg
EN03NW	WH	SMD 2835 SAN'AN	56W	180-250V AC	Included	5880 lm	4203 lm	4000K	80	160°	2,15 kg

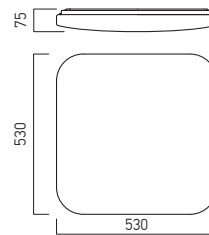
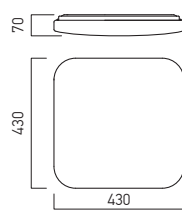
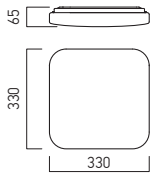
EN04

EN05

EN06

FINISHING AVAILABLE

WH



Code	Finishing	Type of LED	Power	Input voltage	Driver	LED flux	System flux	CCT	CR	Optics	Weight
EN04WW	WH	SMD 2835 SAN'AN	24W	180-250V AC	Included	2400 lm	1723 lm	3000K	80	160°	1,60 kg
EN04NW	WH	SMD 2835 SAN'AN	24W	180-250V AC	Included	2520 lm	1847 lm	4000K	80	160°	1,60 kg
EN05WW	WH	SMD 2835 SAN'AN	36W	180-250V AC	Included	3600 lm	2596 lm	3000K	80	160°	2,05 kg
EN05NW	WH	SMD 2835 SAN'AN	36W	180-250V AC	Included	3780 lm	2774 lm	4000K	80	160°	2,05 kg
EN06WW	WH	SMD 2835 SAN'AN	56W	180-250V AC	Included	5600 lm	3985 lm	3000K	80	160°	2,30 kg
EN06NW	WH	SMD 2835 SAN'AN	56W	180-250V AC	Included	5880 lm	4287 lm	4000K	80	160°	2,30 kg

