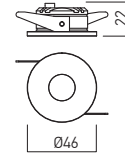
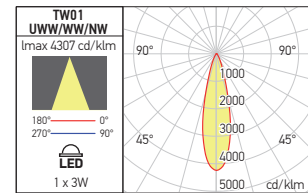


TW01

FINISHING AVAILABLE

MWH BA



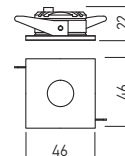
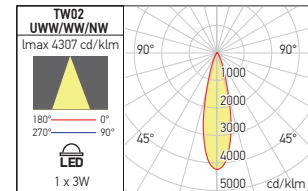
Code	Finishing	LED type	Power	Output current /voltage driver	Driver	LED flux	System flux	CCT	CRI	Optics	Ø	Weight
● TW01UWW40 MWH	MWH	POWER LED CREE	1x3W	700 mA / 2-4V DC	Excluded	160 lm	115 lm	2700K	80	40°	Ø38 mm	0,05 kg
TW01WW40 MWH	MWH	POWER LED CREE	1x3W	700 mA / 2-4V DC	Excluded	165 lm	119 lm	3000K	80	40°	Ø38 mm	0,05 kg
TW01NW40 MWH	MWH	POWER LED CREE	1x3W	700 mA / 2-4V DC	Excluded	215 lm	155 lm	4000K	80	40°	Ø38 mm	0,05 kg
● TW01UWW40 BA	BA	POWER LED CREE	1x3W	700 mA / 2-4V DC	Excluded	160 lm	115 lm	2700K	80	40°	Ø38 mm	0,05 kg
TW01WW40 BA	BA	POWER LED CREE	1x3W	700 mA / 2-4V DC	Excluded	165 lm	119 lm	3000K	80	40°	Ø38 mm	0,05 kg
TW01NW40 BA	BA	POWER LED CREE	1x3W	700 mA / 2-4V DC	Excluded	215 lm	155 lm	4000K	80	40°	Ø38 mm	0,05 kg

● ORDERED UPON REQUEST / DISPONIBIL DOAR LA COMANDĂ / DISPONIBILE SOLO SU ORDINAZIONE

TW02

FINISHING AVAILABLE

MWH BA



Code	Finishing	LED type	Power	Output current /voltage driver	Driver	LED flux	System flux	CCT	CRI	Optics	Ø	Weight
● TW02UWW40 MWH	MWH	POWER LED CREE	1x3W	700 mA / 2-4V DC	Excluded	160 lm	115 lm	2700K	80	40°	Ø38 mm	0,06 kg
TW02WW40 MWH	MWH	POWER LED CREE	1x3W	700 mA / 2-4V DC	Excluded	165 lm	119 lm	3000K	80	40°	Ø38 mm	0,06 kg
TW02NW40 MWH	MWH	POWER LED CREE	1x3W	700 mA / 2-4V DC	Excluded	215 lm	155 lm	4000K	80	40°	Ø38 mm	0,06 kg
● TW02UWW40 BA	BA	POWER LED CREE	1x3W	700 mA / 2-4V DC	Excluded	160 lm	115 lm	2700K	80	40°	Ø38 mm	0,06 kg
TW02WW40 BA	BA	POWER LED CREE	1x3W	700 mA / 2-4V DC	Excluded	165 lm	119 lm	3000K	80	40°	Ø38 mm	0,06 kg
TW02NW40 BA	BA	POWER LED CREE	1x3W	700 mA / 2-4V DC	Excluded	215 lm	155 lm	4000K	80	40°	Ø38 mm	0,06 kg

● ORDERED UPON REQUEST / DISPONIBIL DOAR LA COMANDĂ / DISPONIBILE SOLO SU ORDINAZIONE