


xglow recessed



Standards: EN 60598-1:2015, EN 60598-2-2:2012, EN 62493:2015, EN 62471:2008, EN 62031:2008 + A2:2015, EN 60529:1992 + A2:2013, EN 55015:2013 + A1:2015, EN 61000-3-2:2014, EN 61000-3-3:2013, EN 61547:2009



EN

Recessed light fittings equipped with COB LEDs.
Housing of die-cast aluminum, electrostatically painted.
Reflector of silver faceted polycarbonate.
Satin glass diffuser with round central element clear.
Optical system UGR<16.
Constant current LED driver delivered with the light fitting.

Range of applications

General or accent lighting in commercial areas, museums and other exhibition spaces, residential and recreational areas. Domestic lighting.

RO

Corpuri de iluminat încastrate echipate cu LED-uri COB.
Carcasa din aluminiu turnat, vopsită în câmp electrostatic.
Reflector din policarbonat argintat și fațetat.
Dispersor din sticlă satinată cu element central circular transparent.
Sistem optic UGR<16.
Alimentator în curent constant livrat împreună cu corpul de iluminat.

Aplicații

Iluminatul general sau de accent în spații comerciale, muzee și alte spații de expunere, zone rezidențiale și zone de agrement.
Iluminatul domestic.

IT

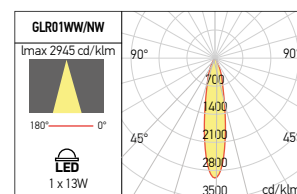
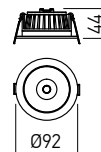
Apparecchi da incasso, equipaggiati con LED COB.
Corpo in alluminio pressofuso, verniciato a polveri.
Riflettore in policarbonato argentato e sfaccettato.
Diffusore in vetro satinato con elemento centrale trasparente.
Sistem ottico UGR<16.
Alimentatore in corrente costante fornito con l'apparecchio.

Campi di applicazione

Iluminazione generale o d'accento in musei, spazi espositivi, aree residenziali e ricreative.
Iluminazione domestica.

GLR01 RECESSED

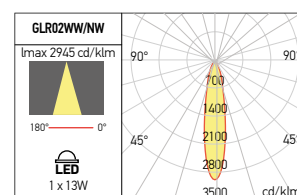
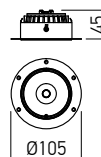
FINISHING AVAILABLE



Code	Finishing	LED type	Power	Input voltage	Output current / voltage driver	Driver	LED flux	System flux	CCT	CRI	Optics	Ø	Weight
GLR01WW MWH/WH	MWH/WH	COB CITIZEN	1x13W	220-240V AC	350 mA / 25-40V DC	Included	1190 lm	663 lm	3000K	90	20°	Ø80 mm	0,19 kg
GLR01NW MWH/WH	MWH/WH	COB CITIZEN	1x13W	220-240V AC	350 mA / 25-40V DC	Included	1270 lm	718 lm	4000K	90	20°	Ø80 mm	0,19 kg
GLR01WW MBK/BK	MBK/BK	COB CITIZEN	1x13W	220-240V AC	350 mA / 25-40V DC	Included	1190 lm	663 lm	3000K	90	20°	Ø80 mm	0,19 kg
GLR01NW MBK/BK	MBK/BK	COB CITIZEN	1x13W	220-240V AC	350 mA / 25-40V DC	Included	1270 lm	718 lm	4000K	90	20°	Ø80 mm	0,19 kg

GLR02 RECESSED TRIMLESS

FINISHING AVAILABLE



Code	Finishing	LED type	Power	Input voltage	Output current / voltage driver	Driver	LED flux	System flux	CCT	CRI	Optics	Ø	Weight
GLR02WW WH	WH	COB CITIZEN	1x13W	220-240V AC	350 mA / 25-40V DC	Included	1190 lm	663 lm	3000K	90	20°	Ø85 mm	0,23 kg
GLR02NW WH	WH	COB CITIZEN	1x13W	220-240V AC	350 mA / 25-40V DC	Included	1270 lm	718 lm	4000K	90	20°	Ø85 mm	0,23 kg
GLR02WW BK	BK	COB CITIZEN	1x13W	220-240V AC	350 mA / 25-40V DC	Included	1190 lm	663 lm	3000K	90	20°	Ø85 mm	0,23 kg
GLR02NW BK	BK	COB CITIZEN	1x13W	220-240V AC	350 mA / 25-40V DC	Included	1270 lm	718 lm	4000K	90	20°	Ø85 mm	0,23 kg