

# xroll

**3 YEARS WARRANTY**



## EN

Ceiling light fittings equipped with SMD LEDs. Housing of die-cast aluminum, electrostatically painted. Diffusers of opal polystyrene (RX02) and polycarbonate (RX03). Constant current LED driver included. Block of terminals 2P+N (10A/250V/2,5mm<sup>2</sup>).

### Range of applications

General interior lighting.

## RO

Plafoniere echipate cu LED-uri SMD. Carcasa din aluminiu turnat, vopsită în câmp electrostatic. Dispersoare opale din polistiren (RX02) și policarbonat (RX03). Alimentator LED în curent constant inclus. Clemă de conexiuni 2P+N (10A/250V/2,5mm<sup>2</sup>).

### Aplicații

Iluminatul general de interior.

## IT

Apparecchi d'illuminazione con montaggio a soffitto, equipaggiati con LED SMD. Corpo in alluminio pressofuso, vernicio a polveri. Diffusori opalini in polistirene (RX02) e policarbonato (RX03).

Alimentatore LED in corrente costante incluso. Morsetteria 2P+N (10A/250V/2,5mm<sup>2</sup>).

### Campi di applicazione

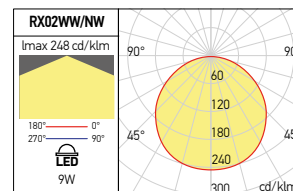
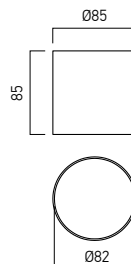
Illuminazione generale d'interni.

## RX02

FINISHING AVAILABLE

MWH

IP44



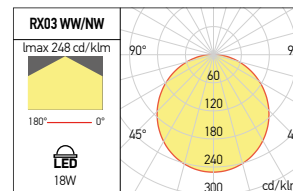
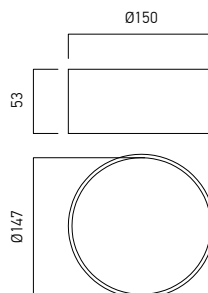
Code	Finishing	LED type	Power	Input voltage	Driver	LED Flux	System Flux	CCT	CRI	Optics	Weight
<b>RX02WW MWH</b>	MWH	SMD 2835 SAN'AN	9W	220-240V AC	Included	1080 lm	678 lm	3000K	80	120°	0.29 kg
<b>RX02NW MWH</b>	MWH	SMD 2835 SAN'AN	9W	220-240V AC	Included	1140 lm	719 lm	4000K	80	120°	0.29 kg

## RX03

FINISHING AVAILABLE

MWH

IP40



Code	Finishing	LED type	Power	Input voltage	Driver	LED Flux	System Flux	CCT	CRI	Optics	Weight
<b>RX03WW MWH</b>	MWH	SMD 2835 SAN'AN	18W	220-240V AC	Included	2040 lm	1458 lm	3000K	80	120°	0.50 kg
<b>RX03NW MWH</b>	MWH	SMD 2835 SAN'AN	18W	220-240V AC	Included	2230 lm	1531 lm	4000K	80	120°	0.50 kg