

BORG0 TRIMLESS 65

astro

GENERAL

| | |
|---------------------------|-------------------------|
| CLASS: | CE (Class 3) |
| IP RATING: | IP20 |
| BATHROOM ZONE: | Zone 3 |
| VOLTAGE: | Constant Current 700mA |
| INSTALLATION ORIENTATION: | Wall mount - vertical |
| MAIN MATERIAL: | Metal - Mild steel |
| DIMENSIONS: | H: 65mm W: 65mm D: 42mm |
| CUT OUT HOLE: | L: 115mm W: 67mm |
| RECESS DEPTH: | 42mm |
| FIRE RATING: | Not applicable |
| CABLE LENGTH: | Not applicable |
| GROSS WEIGHT: | 0.38Kg |

LAMP


| | |
|----------------------------|----------------|
| LIGHT SOURCE: | HIGH POWER LED |
| MAXIMUM WATTAGE: | 2W |
| LAMP INCLUDED: | Yes (Integral) |
| MAXIMUM LAMP LENGTH: | Not applicable |
| LUMINOUS FLUX: | 70lm |
| COLOUR TEMP: | 2700K |
| CRI: | 90 |
| R9: | 6.9 |
| MACADAM ELLIPSE: | 3-Step |
| TILT ADJUSTABLE ANGLE: | Not applicable |
| ROTATION ADJUSTABLE ANGLE: | Not applicable |
| AVERAGE LIFESPAN: | 60,000hrs |
| L70: | >60,000hrs |
| BEAM ANGLE: | Not applicable |

ELECTRICAL

| | |
|--------------------------|------------------------|
| SWITCHED: | No |
| DIMMABLE: | Yes |
| DIMMING METHOD: | Control Gear Dependent |
| DRIVER INCLUDED: | Not applicable |
| DRIVER OUTPUT CURRENT: | Not applicable |
| DRIVER OUTPUT VOLTAGE: | Not applicable |
| SUPPLY FREQUENCY: | Not applicable |
| DRIVER/BALLAST VOLTAGE: | Not applicable |
| DRIVER AVERAGE LIFESPAN: | Not applicable |
| EFFICACY: | 17.07lm/W |

ADDITIONAL INFORMATION

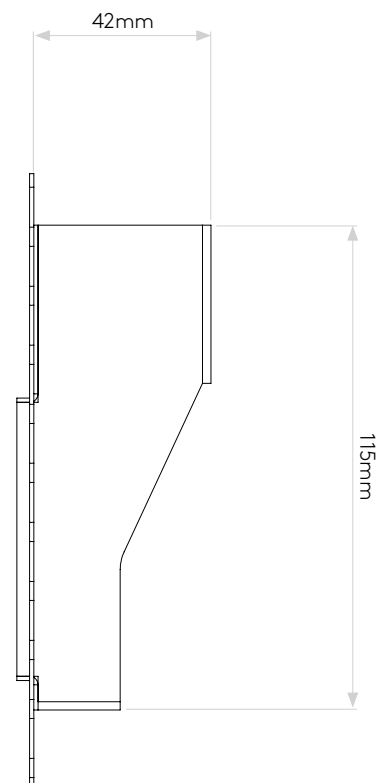
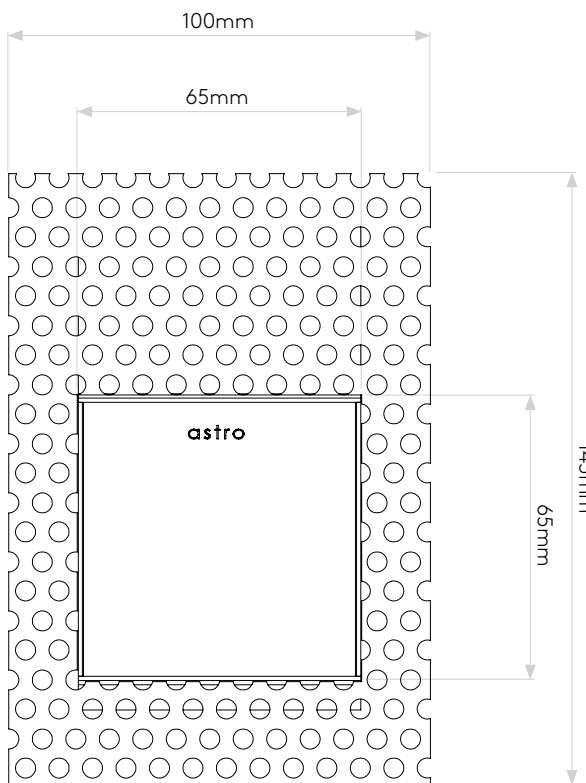
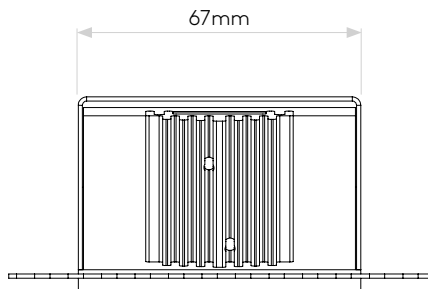
| | |
|-----------------|---------------------------------------|
| SHADE INCLUDED: | Not applicable |
| SHADE MATERIAL: | Not applicable |
| OTHER: | Product tested with 1836 - LED Driver |



CODE: 7534
 SKU: 1212028
 FINISH: MATT WHITE

PRODUCT ELEVATIONS

astro



Please note that some dimensions may vary slightly due to manufacturing tolerances, this includes cable entry and fixing holes

Veuillez noter que certaines dimensions peuvent varier légèrement en raison des tolérances de fabrication, y compris l'entrée de câble et les trous de fixation.

Bitte beachten Sie, dass die Maße Fertigungstoleranzen unterliegen und daher in geringem Umfang von der angegebenen Größe abweichen können. Dies gilt auch für Kabeleingänge und Befestigungslöcher.

Si prega notare che possono esserci piccole variazioni in alcune dimensioni dovute alle tolleranze di produzione, queste includono l'ingresso del cavo e i fori di fissaggio.