



MONZA S CCT

Exposed downlights



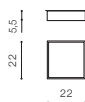
MONZA S 22 CCT + REMOTE CONTROL

LED integrated

| | |
|---------------|--------------------|
| voltage: 230V | LED 20W 1400lm CCT |
| IP20 | |
| technical | installation place |
| specification | beam angle: 110° |

COLOUR / NEW INDEX NO.

- BLACK (BK) **AZ4770**
- WHITE (WH) **AZ4769**
- CHAMPAGNE (CHA) **AZ4768**



MONZA S 30 CCT + REMOTE CONTROL


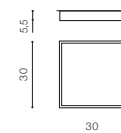
LED integrated

| | |
|---------------|--------------------|
| voltage: 230V | LED 30W 2100lm CCT |
| IP20 | |
| technical | installation place |
| specification | beam angle: 110° |



COLOUR / NEW INDEX NO.

- BLACK (BK) **AZ4773**
- WHITE (WH) **AZ4772**
- CHAMPAGNE (CHA) **AZ4771**



MONZA S 40 CCT + REMOTE CONTROL

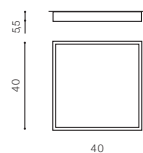
LED integrated

| | |
|---------------|--------------------|
| voltage: 230V | LED 50W 3500lm CCT |
| IP20 | |
| technical | installation place |
| specification | beam angle: 110° |



COLOUR / NEW INDEX NO.

- BLACK (BK) **AZ4776**
- WHITE (WH) **AZ4775**
- CHAMPAGNE (CHA) **AZ4774**



* - EXPLANATION SHORTCUT PAGE 2 (E)