



# MONZA R CCT

Exposed downlights



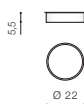
**MONZA R 22 CCT + REMOTE CONTROL**

LED integrated

voltage: 230V	LED 20W 1400lm CCT		<b>LED</b>
IP20	installation place		
technical specification	beam angle: 110°		

COLOUR / NEW INDEX NO.

- BLACK (BK) . . . . . **AZ4758**
- WHITE (WH) . . . . . **AZ4757**
- CHAMPAGNE (CHA) . . . . . **AZ4756**



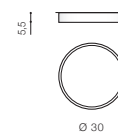
**MONZA R 30 CCT + REMOTE CONTROL**

LED integrated

voltage: 230V	LED 30W 2100lm CCT		<b>LED</b>
IP20	installation place		
technical specification	beam angle: 110°		

COLOUR / NEW INDEX NO.

- BLACK (BK) . . . . . **AZ4761**
- WHITE (WH) . . . . . **AZ4760**
- CHAMPAGNE (CHA) . . . . . **AZ4759**



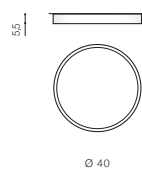
**MONZA R 40 CCT + REMOTE CONTROL**

LED integrated

voltage: 230V	LED 50W 3500lm CCT		<b>LED</b>
IP20	installation place		
technical specification	beam angle: 110°		

COLOUR / NEW INDEX NO.

- BLACK (BK) . . . . . **AZ4764**
- WHITE (WH) . . . . . **AZ4763**
- CHAMPAGNE (CHA) . . . . . **AZ4762**



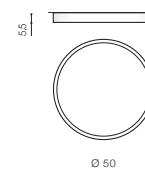
**MONZA R 50 CCT + REMOTE CONTROL**

LED integrated

voltage: 230V	LED 80W 5500lm CCT		<b>LED</b>
IP20	installation place		
technical specification	beam angle: 110°		

COLOUR / NEW INDEX NO.

- BLACK (BK) . . . . . **AZ4767**
- WHITE (WH) . . . . . **AZ4766**
- CHAMPAGNE (CHA) . . . . . **AZ4765**



\* - EXPLANATION SHORTCUT PAGE 2 (E)