



AIDA ROUND

Downlights



BK *

AIDA ROUND 9W 3000K

LED integrated

voltage: 230V

LED 9W 700lm 3000K



IP20



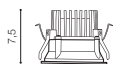
technical specification

installation place inlet opening 9,5cm

beam angle: 120°

COLOUR / NEW INDEX NO.

- WHITE (WH) **AZ4218**
- BLACK (BK) **AZ4220**



Ø 10,2



WH *

AIDA ROUND 16W 3000K

LED integrated

voltage: 230V

LED 16W 1300lm 3000K



IP20



technical specification

installation place inlet opening 13,5cm


beam angle: 120°

COLOUR / NEW INDEX NO.

- WHITE (WH) **AZ4222**
- BLACK (BK) **AZ4224**



Ø 14,5




* - EXPLANATION SHORTCUT PAGE 2 (E)



AIDA SQUARE

Downlights

119



AIDA SQUARE 9W 3000K

LED integrated

voltage: 230V

LED 9W 700lm 3000K



IP20




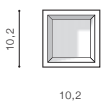
technical specification

installation place inlet opening 9,1x9,1cm

beam angle: 120°

COLOUR / NEW INDEX NO.

- WHITE (WH) **AZ4226**
- BLACK (BK) **AZ4227**



AIDA SQUARE 16W 3000K

LED integrated

voltage: 230V

LED 16W 1300lm 3000K



IP20



technical specification

installation place inlet opening 13x13cm

beam angle: 120°

COLOUR / NEW INDEX NO.

- WHITE (WH) **AZ4228**
- BLACK (BK) **AZ4229**

