



WH / BK \*

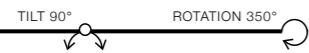
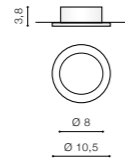
IBIZA

bulb not included

GM2114 WH/BK	connect GU10 1x Max 50W
aluminium	
IP20	installation place
group energy label	inlet opening  Ø8,5cm

COLOUR / NEW INDEX NO.

- WHITE / BLACK (WH / BK) . . . . . **AZ1361**
- BLACK / GOLD (BK / GO) . . . . . **AZ2804**
- WHITE / WHITE (WH / WH) . . . . . **AZ2803**
- BLACK / BLACK (BK / BK) . . . . . **AZ3532**



CH \*

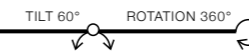
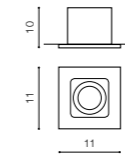
CESAR

bulb not included

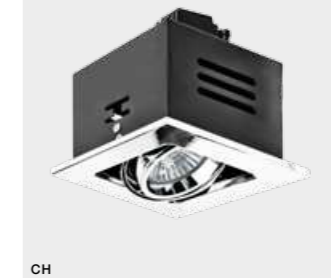
product code – look <b>AZ</b>	connect GU10 1x Max 50W
aluminium	
IP20	installation place
group energy label	inlet opening  7x7cm

COLOUR / NEW INDEX NO.

- CHROME (CH) . . . . . **AZ1152**



CH



CH



\* - EXPLANATION SHORTCUT PAGE 2 (E)