

Kanlux

T8 LED GLASSV2

ŹRÓDŁO ŚWIATŁA LED ► LED LIGHT SOURCE



T8 LED GLASSV2



HIGH
lumen

GLASS
tube

IC driver

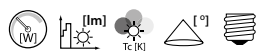
PF > 0.9
high

Kanlux T8 LED GLASS to znana i sprawdzona linia świetlówek oparta na wysokowydajnych diodach LED SMD, które umieszczone są w mlecznym, szklanym korpusie. Wysoka jakość wykonania i dbałość o najlepszej klasy komponenty to najważniejsze cechy T8 LED GLASSV2.

Jednostronne zasilanie świetlówek LED
Materiał klosza: szkło

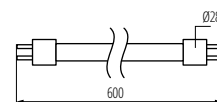
Kanlux T8 LED GLASS is a renown and well-proven line of fluorescent lamps based on high-efficiency SMD LEDs, placed in a milky, glass body. High quality of manufacture and care for the best quality components are the most important features of T8 LED GLASSV2.

One-way fluorescent LED-power supply
Lampshade material: glass

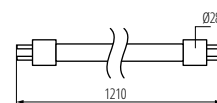


T8 LED GLASSv2 9W-WW	22658	5905339226587	9	1080	3000	200	G13
T8 LED GLASSv2 9W-NW	22654	5905339226549	9	1080	4000	200	G13
T8 LED GLASSv2 9W-CW	22659	5905339226594	9	1080	6500	200	G13
T8 LED GLASSv2 18W-WW	22656	5905339226563	18	2160	3000	200	G13
T8 LED GLASSv2 18W-NW	22655	5905339226556	18	2160	4000	200	G13
T8 LED GLASSv2 18W-CW	26060	5905339260604	18	2160	6500	200	G13
T8 LED GLASSv2 24W-NW	22657	5905339226570	24	2880	4000	200	G13
T8 LED GLASSv2 24W-CW	26061	5905339260611	24	2880	6500	200	G13

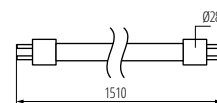
[V] 220-240 AC	[Hz] 50/60	SMD	ellipso ≤ 60 Nachdäm	Ra ≥ 80	≥ 15000	25000	
		A++	ONE SIDE INPUT	°C -10÷40	CE	EAC	



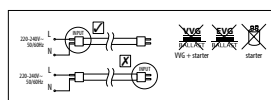
T8 LED GLASSV2 9W



T8 LED GLASSV2 18W



T8 LED GLASSV2 24W



OR

