



# PRODUCT DATASHEET

## SURFACE-C LED 24 W 3000 K SENSOR

LEDVANCE SURFACE CIRCULAR LED | LED wall and ceiling luminaires



---

### AREAS OF APPLICATION

- Corridors
- Stairways
- Bathrooms
- Foyers

---

### PRODUCT BENEFITS

- High luminous efficacy
- Energy savings of up to 55 % compared to conventional luminaires
- Easy and quick installation
- Very homogenous light
- LED protected for safe installation
- 3 years guarantee

---

### PRODUCT FEATURES

- Beam angle: 120°
- Type of protection: IP44
- Impact resistance: IK03
- Metal housing, PMMA cover
- Ambient temperature in operation: -20...+40 °C
- Versions with movement and daylight sensor available (microwave sensor)



## TECHNICAL DATA

### Electrical data

Nominal wattage	24.00 W
Operating mode	Electronic control gear (ECG)
Nominal voltage	220...240 V
Power factor $\lambda$	>0.5
Mains frequency	50/60 Hz

### Photometrical data

Color temperature	3000 K
Luminous flux	1920 lm
Luminous efficacy	80 lm/W
Standard deviation of color matching	$\leq 5$ sdc <sub>m</sub>
Light color (designation)	Warm White
Color rendering index Ra	>80

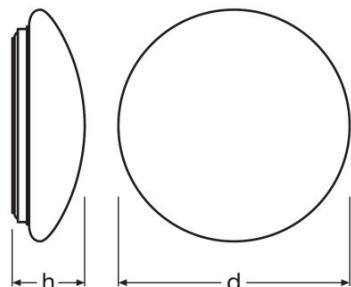
### Light technical data

Beam angle	120 °
------------	-------

### Luminaire sensor data

Type of sensor	Motion / Light
Sensor technology	Microwellen
Sensor detection angle	110 °
Detection range of motion sensor	8 m
Detection range of daylight sensor	25 lx
Sensor controlled switching time	5 s/1 min/3 min/10 min

### Dimensions & weight



Diameter	400.0 mm
----------	----------

<b>Height</b>	120.0 mm
<b>Product weight</b>	752.00 g

#### Colors & materials

<b>Body material</b>	Steel
<b>Housing color</b>	White
<b>Product color</b>	White

#### Temperatures & operating conditions

<b>Ambient temperature range</b>	-20...40 °C
----------------------------------	-------------

#### Lifespan

<b>Lifespan L70 at 25 °C</b>	50000 h
<b>Lifespan L80 at 25 °C</b>	30000 h
<b>Lifespan L90 at 25 °C</b>	15000 h
<b>Number of switching cycles</b>	50000

#### Additional product data

<b>Mounting type</b>	Surface
<b>Mounting location</b>	Ceiling / Wall

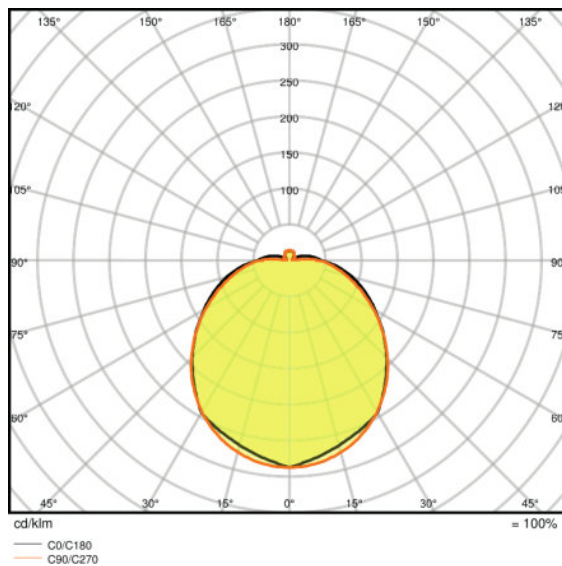
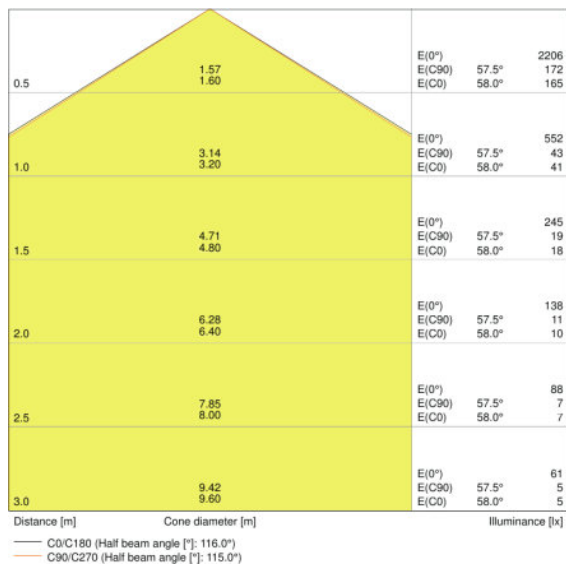
#### Capabilities

<b>Dimmable</b>	No
<b>Type of connection</b>	Terminal, 3-pin
<b>LED module replaceable</b>	Not replaceable

#### Certificates & standards

<b>Protection class IK (shock resistance)</b>	IK03
<b>Photobiological safety group</b>	RG 0
<b>Protection class</b>	I
<b>Type of protection</b>	IP44
<b>Standards</b>	CE/CB/TÜV SÜD/EAC/RoHS

## Light Distribution



LDC typ cone

LDC typ polar

## LOGISTICAL DATA

Product code	Product description	Packaging unit (Pieces/Unit)	Dimensions (length x width x height)	Volume	Gross weight
4058075000827	SURFACE-C LED 24 W 3000 K SENSOR	Shipping carton box 5	700 mm x 450 mm x 460 mm	144.90 dm <sup>3</sup>	6257.00 g

The mentioned product code describes the smallest quantity unit which can be ordered. One shipping unit can contain one or more single products. When placing an order, for the quantity please enter single or multiples of a shipping unit.

## REFERENCES / LINKS

For Guarantee see

▶ [www.ledvance.com/guarantee](http://www.ledvance.com/guarantee)

## DISCLAIMER

Subject to change without notice. Errors and omission excepted. Always make sure to use the most recent release.