

PRODUCT FAMILY DATASHEET

SURFACE BULKHEAD 250 EMERGENCY

Robust wall and ceiling luminaire with IP65 protection and integrated emergency lighting function



AREAS OF APPLICATION

- Emergency illumination of escape routes
- Antipanic lighting
- Buildings requiring up to 3 h emergency light operation
- Direct replacement for luminaires with fluorescent lamps
- Corridors, stairways, entrance areas
- Passages, underpasses
- Public areas

PRODUCT BENEFITS

- Seamless integration of luminaires with emergency lighting function into general lighting
- Easy wiring thanks to included prewired driver and battery for Emergency lighting function
- Simple testing of luminaires with emergency lighting function thanks to integrated automatic test function
- Separate covers available for an aesthetic and functional product design
- 3 years guarantee
- High luminous efficacy in normal operation
- Convenient visualization of results of automatic test with an included control LED
- Operation of integrated emergency lighting function with long life LiFePO4 battery with 3h battery discharge time
- Suitable for use in dusty and damp locations thanks to high IP rating
- Suitable for use in public areas thanks to high IK rating
- Multiple mounting patterns for convenient installation
- Energy savings of up to 50 % (compared to luminaires that use fluorescent lamps)

PRODUCT FEATURES



- Certified according to European norms (EN 60598-1:2015; EN 60598-2-22:2014)
- Luminaire suited for normal lighting and emergency lighting
- Self-contained luminaires
- Emergency lighting function: battery discharge time of 3 h
- Function test of emergency lighting: automatic (AT)
- Battery technology: LiFePO4
- Ambient temperature in operation: 5°...+40 C
- UV-stabilized polycarbonate (PC) housing, PC-diffuser
- Impact resistance: IK10
- Push wire terminal for tool-free connection
- Through-wiring possible
- Type of protection: IP65

TECHNICAL DATA

Product description	Electrical data				Luminaire control gear data	Photometrical data			
	Nominal wattage	Nominal voltage	Mains frequency	Wattage in emergency operation mode	Low flicker	Luminous flux	Light color (designation)	Color rendering index Ra	Luminous flux in emergency operation mode
SF BLKH 250 EM 10 W 3000 K WT IP65 ¹⁾	10.20 W	220...240 V	50/60 Hz	3.0 W	Yes	800 lm	Warm White	>80	300 lm
SF BLKH 250 EM 10 W 4000 K WT IP65 ¹⁾	10.20 W	220...240 V	50/60 Hz	3.0 W	Yes	800 lm	Cool White	>80	300 lm
SF BLKH 250 EM 10 W 3000 K BK IP65 ¹⁾	10.20 W	220...240 V	50/60 Hz	3.0 W	Yes	800 lm	Warm White	>80	300 lm
SF BLKH 250 EM 10 W 4000 K BK IP65 ¹⁾	10.20 W	220...240 V	50/60 Hz	3.0 W	Yes	800 lm	Cool White	>80	300 lm

Product description	Luminous flux in maintained operation mode	Light technical data	Dimensions & weight			Colors & materials				Temperatures & operating conditions
		Beam angle	Diameter	Height	Product weight	Body material	Housing color	Product color	Cover material	Ambient temperature range
SF BLKH 250 EM 10 W 3000 K WT IP65 ¹⁾	800 lm	120 °	258.0 mm	70.0 mm	760.00 g	Polycarbonate (PC)	White	White	Polycarbonate (PC)	+5...+40 °C


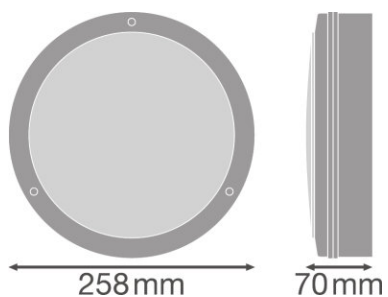
Product description	Luminous flux in maintained operation mode	Light technical data	Dimensions & weight			Colors & materials				Temperatures & operating conditions
		Beam angle	Diameter	Height	Product weight	Body material	Housing color	Product color	Cover material	Ambient temperature range
SF BLKH 250 EM 10 W 4000 K WT IP65 ¹⁾	800 lm	120 °	258.0 mm	70.0 mm	760.00 g	Polycarbonate (PC)	White	White	Polycarbonate (PC)	+5...+40 °C
SF BLKH 250 EM 10 W 3000 K BK IP65 ¹⁾	800 lm	120 °	258.0 mm	70.0 mm	760.00 g	Polycarbonate (PC)	Black	Black	Polycarbonate (PC)	+5...+40 °C
SF BLKH 250 EM 10 W 4000 K BK IP65 ¹⁾	800 lm	120 °	258.0 mm	70.0 mm	760.00 g	Polycarbonate (PC)	Black	Black	Polycarbonate (PC)	+5...+40 °C

Product description	Lifespan				Additional product data	Capabilities	
	Number of switching cycles	Lifespan L70/B50 at 25 °C	Lifespan L80/B10 at 25 °C	Lifespan L90/B10 at 25 °C	Type of Battery	Dimmable	Type of connection
SF BLKH 250 EM 10 W 3000 K WT IP65 ¹⁾	100000	50000 h	35000 h	20000 h	LiFePO4	No	Screwless terminal
SF BLKH 250 EM 10 W 4000 K WT IP65 ¹⁾	100000	50000 h	35000 h	20000 h	LiFePO4	No	Screwless terminal
SF BLKH 250 EM 10 W 3000 K BK IP65 ¹⁾	100000	50000 h	35000 h	20000 h	LiFePO4	No	Screwless terminal
SF BLKH 250 EM 10 W 4000 K BK IP65 ¹⁾	100000	50000 h	35000 h	20000 h	LiFePO4	No	Screwless terminal


Product description	Battery life in emergency operation mode	Area of emergency application	Type of emergency light operation	Type of emergency operation test	Battery charging time	Certificates & standards
						Protection class
SF BLKH 250 EM 10 W 3000 K WT IP65 ¹⁾	3 h	Anti-panic lighting / Escape route lighting	Maintained / Non-maintained	Automatic	<24 h	II
SF BLKH 250 EM 10 W 4000 K WT IP65 ¹⁾	3 h	Anti-panic lighting / Escape route lighting	Maintained / Non-maintained	Automatic	<24 h	II
SF BLKH 250 EM 10 W 3000 K BK IP65 ¹⁾	3 h	Anti-panic lighting / Escape route lighting	Maintained / Non-maintained	Automatic	<24 h	II
SF BLKH 250 EM 10 W 4000 K BK IP65 ¹⁾	3 h	Anti-panic lighting / Escape route lighting	Maintained / Non-maintained	Automatic	<24 h	II

Product description	Type of protection	Logistical data	
		Temperature range at storage	
SF BLKH 250 EM 10 W 3000 K WT IP65 ¹⁾	IP65	5...+35 °C	
SF BLKH 250 EM 10 W 4000 K WT IP65 ¹⁾	IP65	5...+35 °C	
SF BLKH 250 EM 10 W 3000 K BK IP65 ¹⁾	IP65	5...+35 °C	
SF BLKH 250 EM 10 W 4000 K BK IP65 ¹⁾	IP65	5...+35 °C	


¹⁾ Available from March 2020



SF BLKH 250 EM 10 W 3000 K WT IP65



SF BLKH 250 EM 10 W 4000 K WT IP65



SF BLKH 250 EM 10 W 3000 K BK IP65

SF BLKH 250 EM 10 W 3000 K WT IP65,
SF BLKH 250 EM 10 W 4000 K WT IP65,
SF BLKH 250 EM 10 W 3000 K BK IP65,
SF BLKH 250 EM 10 W 4000 K BK IP65

EQUIPMENT / ACCESSORIES

- Additional cover rings in different designs available
- Mounting screws and dowels included

APPLICATION ADVICE

For more detailed application information and graphics please see product datasheet.

LOGISTICAL DATA

Product code	Packaging unit (Pieces/Unit)	Dimensions (length x width x height)	Gross weight	Volume
4058075375017	Shipping carton box 8	550 mm x 285 mm x 315 mm	7318.00 g	49.38 dm ³
4058075375031	Shipping carton box 8	550 mm x 285 mm x 315 mm	7318.00 g	49.38 dm ³
4058075375055	Shipping carton box 8	550 mm x 285 mm x 315 mm	7318.00 g	49.38 dm ³
4058075375079	Shipping carton box 8	550 mm x 285 mm x 315 mm	7318.00 g	49.38 dm ³

The mentioned product code describes the smallest quantity unit which can be ordered. One shipping unit can contain one or more single products. When placing an order, for the quantity please enter single or multiples of a shipping unit.

REFERENCES / LINKS

For Guarantee see

- ▶ www.ledvance.com/guarantee

DISCLAIMER

Subject to change without notice. Errors and omission excepted. Always make sure to use the most recent release.