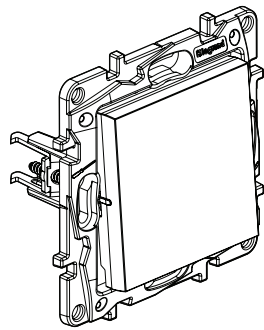
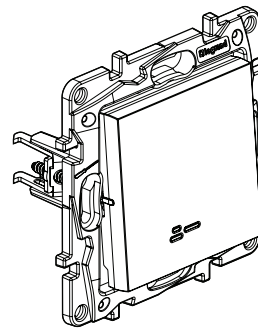


Niloé™ Step Push-buttons 6 A

Cat. No(s): 8 631 09/10 - 8 633 09/10
 8 634 09/10 - 8 635 09/10



8 63X 09



8 63X 10

1. USE

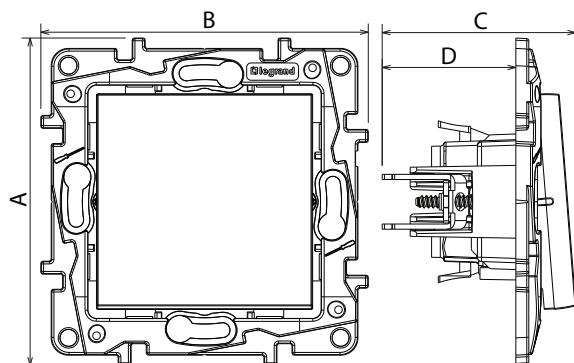
Lighting controls mechanisms 6 A - 250 V~.
 Mechanisms supplied with protection cover.
 To be equipped with plates one or several gangs.
 Flush-mounting or surface-mounting.
 Screw or claw fixing.

2. RANGE

Description	White	Aluminium	Grey	Black
One-gang push-button	8 631 09	8 633 09	8 634 09	8 635 09
Illuminated one-gang push-button with bell symbol	8 631 10	8 633 10	8 634 10	8 635 10

Niloé™ Step Push-buttons 6 A

3. DIMENSIONS (mm)



References	A	B	C	D
8 63X 09	75.8	75.8	44.5	31
8 63X 10				

4. CONNECTION

Type of terminals: automatic
Capacity: 2 x 2.5 mm²
Flexible or rigid cables compatible

References	Stripping length (mm)
8 63X 09	13
8 63X 10	

5. TECHNICAL CHARACTERISTICS

■ 5.1 Mechanical characteristics

Protection against solid bodies and liquids: IP 20
Protection against impact: IK 04

■ 5.2 Material characteristics

Material : - Mechanism housing: PC
- Rocker plate: ABS
- Halogen free
- UV resistant
- Claws: steel
Material of the support: - PC + FV
- Halogen free

Self-extinguishing:

- + 850° C / 30 s for insulating parts holding live parts in place
- + 650° C / 30 s for other parts made of insulating materials

■ 5.3 Electrical characteristics

Voltage: 250 V~
Current: 6 A
Frequency: 50/60 Hz

■ 5.4 Climatic characteristics

Storage and use temperature: - 5° C to + 35° C

6. MAINTENANCE

Surface cleaning with a cloth.
Do not use: acetone, tar remover, trichloroethylene.

Maintenance with the following products: Hexane (EN 60669-1), Methylated spirit, Soapy water, Diluted ammonia, Bleach diluted to 10%, Window-cleaning products.

Caution: A preliminary test should be carried out if other specific cleaning products are to be used.

7. STANDARDS AND APPROVALS

Compliance with standards of installation and manufacturing.
Refer to e. catalogue.