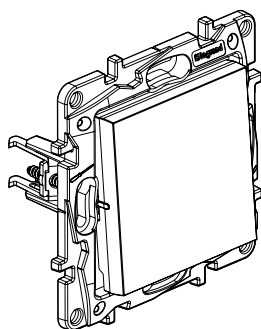
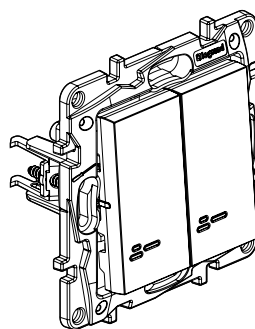


Niloé™ Step Lighting controls 10 AX

Cat. No(s): 8 631 01/05/06/07/08/11/15/16/18 - 8 633 01/05/06/07/08/11/15/16/18
 8 634 01/05/06/07/08/11/15/16/18 - 8 635 01/05/06/07/08/11/15/16/18



8 63X 01/06/07



8 631 15/18

1. USE

Lighting controls mechanisms 10 AX - 250 V~.
 Mechanisms supplied with protection cover.
 To be equipped with plates one or several gangs.
 Flush-mounting or surface-mounting.
 Screw or claw fixing.

2. RANGE

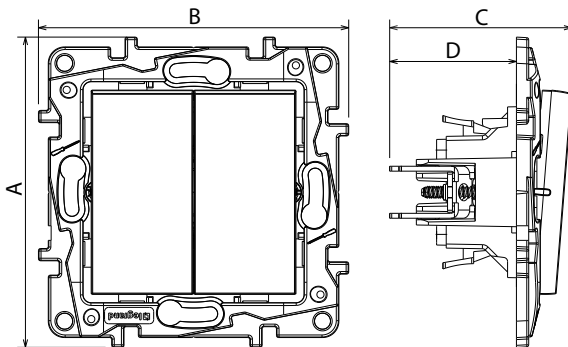
| Description | White | Aluminium | Grey | Black |
|-------------------------------------|----------|-----------|----------|----------|
| One-gang one-way switch | 8 631 01 | 8 633 01 | 8 634 01 | 8 635 01 |
| Illuminated one-gang one-way switch | 8 631 11 | 8 633 11 | 8 634 11 | 8 635 11 |
| Two-gang one-way switch | 8 631 05 | 8 633 05 | 8 634 05 | 8 635 05 |
| Illuminated two-gang one-way switch | 8 631 15 | 8 633 15 | 8 634 15 | 8 635 15 |
| One-gang two-way switch | 8 631 06 | 8 633 06 | 8 634 06 | 8 635 06 |
| Illuminated one-gang two-way switch | 8 631 16 | 8 633 16 | 8 634 16 | 8 635 16 |
| Two-gang two-way switch | 8 631 08 | 8 633 08 | 8 634 08 | 8 635 08 |
| Illuminated two-gang two-way switch | 8 631 18 | 8 633 18 | 8 634 18 | 8 635 18 |
| Intermediate switch | 8 631 07 | 8 633 07 | 8 634 07 | 8 635 07 |

Niloé™ Step

Lighting controls 10 AX

Cat. No(s): 8 631 01/05/06/07/08/11/15/16/18 - 8 633 01/05/06/07/08/11/15/16/18
8 634 01/05/06/07/08/11/15/16/18 - 8 635 01/05/06/07/08/11/15/16/18

3. DIMENSIONS (mm)



| A | B | C | D |
|------|------|------|----|
| 75.8 | 75.8 | 44.5 | 31 |

4. CONNECTION

Type of terminals: automatic
For Cat. no : 8 63X 07 : Screw terminals
Capacity: 2 x 2.5 mm²
Flexible or rigid cables compatible

| References | Stripping length (mm) |
|-------------------|-----------------------|
| 8 63X 01/05/06/08 | 13 |
| 8 63X 11/15/16/18 | |
| 8 63X 07 | 10 |

5. TECHNICAL CHARACTERISTICS

■ 5.1 Mechanical characteristics

Protection against solid bodies and liquids: IP 20
Protection against impact: IK 04

■ 5.2 Material characteristics

Material : - Mechanism housing: PC
- Rocker plate: ABS
- Halogen free
- UV resistant
- Claws: steel

Material of the support: - PC + FV
- Halogen free

Self-extinguishing:

- + 850° C / 30 s for insulating parts holding live parts in place
- + 650° C / 30 s for other parts made of insulating materials

■ 5.3 Electrical characteristics

Voltage: 250 V~
Current: 10 AX
Frequency: 50/60 Hz
Maximum power on integrated ballast lamps: 100 W

■ 5.4 Climatic characteristics

Storage and use temperature: - 5° C to + 35° C

6. MAINTENANCE

Surface cleaning with a cloth.
Do not use: acetone, tar remover, trichloroethylene.

Maintenance with the following products: Hexane (EN 60669-1), Methylated spirit, Soapy water, Diluted ammonia, Bleach diluted to 10%, Window-cleaning products.

Caution: A preliminary test should be carried out if other specific cleaning products are to be used.

7. STANDARDS AND APPROVALS

Compliance with standards of installation and manufacturing.
Refer to e. catalogue.