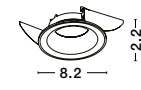




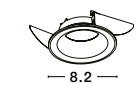
**OTTAVIA | 62018**

Sandy White Aluminium  
LED GU10 1x10 Watt  
220-240 Volt Bulb Excluded  
D: 8.2 H: 2.2 cm  
Cut Out: 7.5 cm



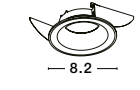
**RAENA | 62200**

Sandy White Aluminium  
LED GU10 1x10 Watt  
220-240 Volt Bulb Excluded  
D: 8.2 H: 2.2 cm  
Cut Out: 7.5 cm



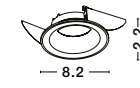
**ZELMIRA | 62202**

Sandy White Aluminium  
LED GU10 1x10 Watt  
220-240 Volt Bulb Excluded  
D: 8.2 H: 2.2 cm  
Cut Out: 7.5 cm



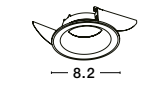
**OTTAVIA | 62019**

Sandy Black Aluminium  
LED GU10 1x10 Watt  
220-240 Volt Bulb Excluded  
D: 8.2 H: 2.2 cm  
Cut Out: 7.5 cm



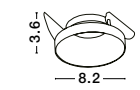
**RAENA | 62201**

Sandy Black Aluminium  
LED GU10 1x10 Watt  
220-240 Volt Bulb Excluded  
D: 8.2 H: 2.2 cm  
Cut Out: 7.5 cm



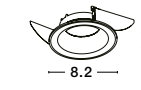
**ZELMIRA | 94500**

Sandy Black Aluminium Outside  
Gold Aluminium Inside  
LED GU10 1x10 Watt  
220-240 Volt Bulb Excluded  
D: 8.2 H: 3.6 cm  
Cut Out: 7.5 cm



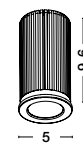
**ZELMIRA | 62221**

Sandy Black Aluminium  
LED GU10 1x10 Watt  
220-240 Volt Bulb Excluded  
D: 8.2 H: 2.2 cm  
Cut Out: 7.5 cm



**MEA | 732001**

MR 16 LED 16 Watt 3000K  
Cree COB 250mA  
1450 Lm 3000K  
CRI 90 Beam Angle 38°  
D: 5 H: 9.6 cm



**MEA | 62000**

MR 16 LED 9 Watt 3000K  
Cree COB 250mA  
800Lm 3000K  
CRI 90 Beam Angle 38°  
D: 5 H: 6 cm



**DRIVER | 9011763**

Driver 10 Watt Philips  
Input: 220-240V AC 50/60Hz  
Output: 32-40 VDC  
0.25A Not Dimmable



**DRIVER | 6001**

Driver 10 Watt Philips  
Input: 220-240V AC 50/60Hz  
Output: 32-40 VDC  
0.25A Not Dimmable

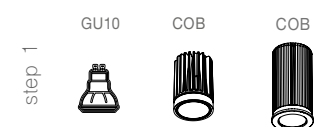


**DRIVER | 64001**

Driver 20 Watt Philips  
Input: 220-240V AC 50/60Hz  
Output: 32-40 VDC  
0.5A Not Dimmable

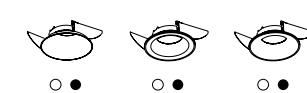
**MAKE IT IDEAL FOR YOU**

**LAMP OR COB?**



+

**CHOOSE THE FRAME: BLACK OR WHITE?**



READY

