









**CATALOGUE CARD**

LUMINAIRE MODEL	<b>LID SQUARE LED 25W 10430</b>	CATALOGUE GROUP	—		
		COUNTRY OF ORIGIN	—		
LIGHT SOURCE	<b>LED</b>				
MAXIMUM WATTAGE	<b>25W</b>				
NUMBER OF LIGHT SOURCES	<b>1</b>				
IP	<b>IP20</b>				
ENERGY EFFICIENCY CLASS	<b>E</b>				
LIFETIME	<b>30000h</b>				
      					
PACKAGE DIMENSIONS (L/W/H)	<b>—/—/—</b>				
NET/GROSS WEIGHT	<b>—/—</b>				
LEADING/SUPPLEMENTARY COLOR	<b>White</b>				
MATERIALS	<b>Plastic</b>				
STYLE	<b>Modern</b>				
ELECTRICAL SECURITY CLASS	<b>II</b>				
POWER SUPPLY	<b>~220-230V/50/60Hz</b>				