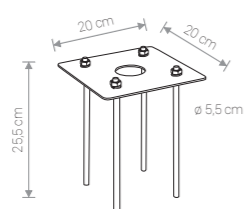




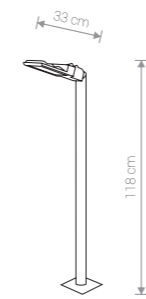
PATHWAY LED 9252 BL



PATHWAY FOUNDATION KIT

stal ocynkowana / galvanized steel / оцинкованная сталь

8795 ○ SI



PATHWAY LED

aluminium, stal lakierowana / aluminium, painted steel / алюминий, лакированная сталь

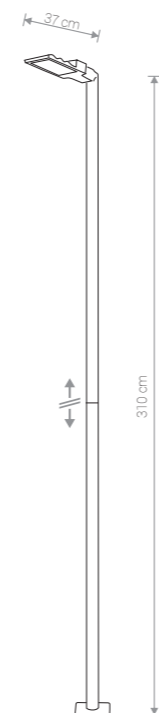
9420 ● BL



PATHWAY LED

aluminium, stal lakierowana / aluminium, painted steel / алюминий, лакированная сталь

9252 ● BL



PATHWAY LED

aluminium, stal lakierowana / aluminium, painted steel / алюминий, лакированная сталь

9125 ● BL



PATHWAY LED 9425 BL

PATHWAY LED 9420 BL

Item No.	POWER	COLOUR TEMP.	LUMINOUS FLUX	BEAM ANGLE	COLOUR RENDERING INDEX (CRI >=)	INPUT	SAFETY TYPE	POWER FACTOR	INGRESS PROTECTION	LIFETIME
9420, 9252	24W LED	3000K	2200 lm	100°	80	~220-240V, 50Hz	⊕	0,9	IP 44	30 000 h
9125	36W LED	3000K	3600 lm	100°	80	~220-240V, 50Hz	⊕	0,9	IP 44	30 000 h