



### LED TUBE T8 11W

szkło / glass / стекло

9253 ○ WH



### LED TUBE T8 16W

szkło / glass / стекло

9254 ○ WH

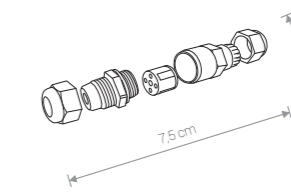


### LED TUBE T8 22W

szkło / glass / стекло

9255 ○ WH

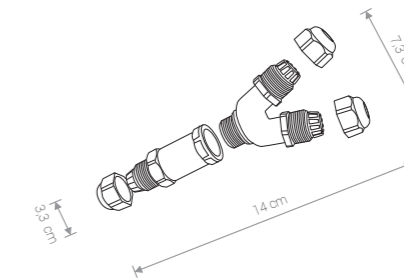
Item No.	POWER	COLOUR TEMP	LEDS	LUMINOUS FLUX	BEAM ANGLE	COLOUR RENDERING INDEX (CRI >)	INPUT	POWER FACTOR	LIFETIME
9253	11W LED	3000K	SMD2835	950-1000 lm	200°	80	~230V, 50Hz	>0,9	25 000 h
9254	16W LED	3000K	SMD2835	1400-1500 lm	200°	80	~230V, 50Hz	>0,9	25 000 h
9255	22W LED	3000K	SMD2835	2000-2100 lm	200°	80	~230V, 50Hz	>0,9	25 000 h



### IP68 WATERPROOF CABLE CONNECTOR

tworzywo sztuczne / plastic / пластик

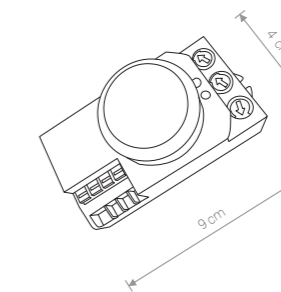
8845 ● BL



### IP68 „Y” WATERPROOF CABLE CONNECTOR

tworzywo sztuczne / plastic / пластик

8846 ● BL



### MICROWAVE SENSOR

tworzywo sztuczne / plastic / пластик

8821 ○ WH

reach: 3-10 m (radil.) adjustable  
time setting: 8 sec to 12 min  
ligh control: 2-2000 LUX  
power supply: 230V, 50 Hz



### DUPLEX

PC, aluminium / PC, aluminium / PC, алюминий

9341 ○ WH

1×E27 / 2×E27, max 40W