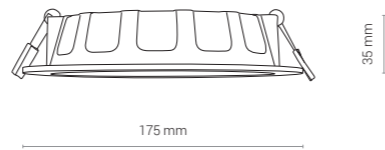
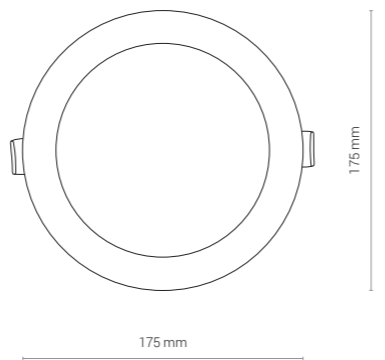



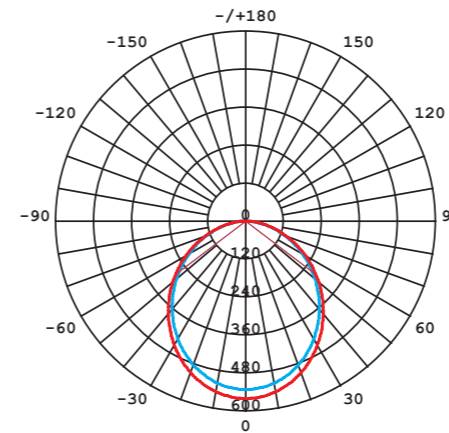
CL KOS LED 16W



cut out ø 150 mm

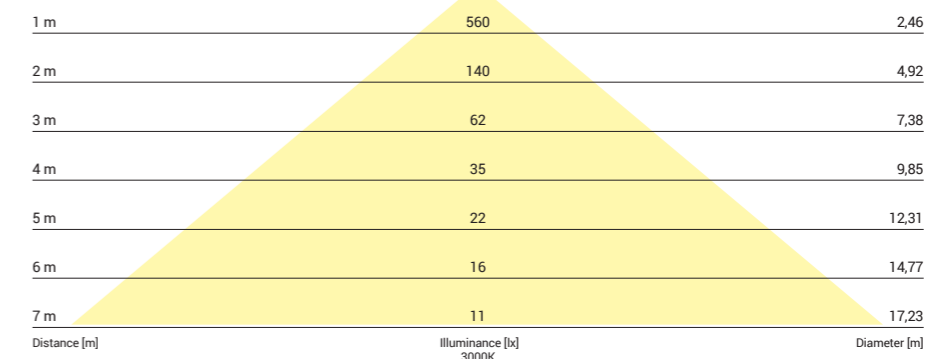


LUMINOUS INTENSITY DISTRIBUTION DIAGRAM



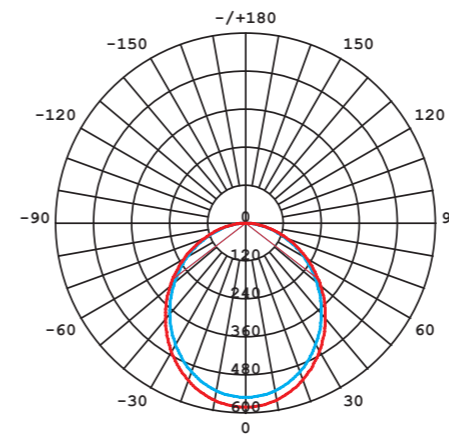
Luminous intensity [cd]
C0-C180 — (red line)
C90-C270 — (blue line)

Beam cone diagram
Beam angle 100°



8777, 16W, 3000K, beam angle 100°

LUMINOUS INTENSITY DISTRIBUTION DIAGRAM



Luminous intensity [cd]
C0-C180 — (red line)
C90-C270 — (blue line)

Beam cone diagram
Beam angle 100°



8776, 16W, 4000K, beam angle 100°

CL KOS LED 16W

PC / PC / PC

8777 ○ WH - 3000K

8776 ○ WH - 4000K

Item No.	POWER	COLOUR TEMP.	LUMEN	BEAM ANGLE	CRI	IP	LED BRAND	DRIVER BRAND	LIFETIME	WARRANTY
8777	16W	3000K	1450	100°	≥80	44	SANAN	DRIVER ON BOARD	50000h	5 YEARS
8776	16W	4000K	1450	100°	≥80	44	SANAN	DRIVER ON BOARD	50000h	5 YEARS