



MONO SURFACE 7683

MONO SURFACE

Painted steel, plastic ABS

7827 7833

7683 7688

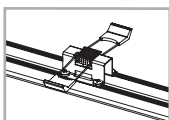
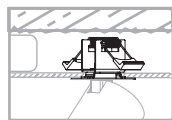
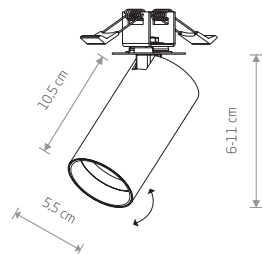
1xGU10, max 10W only LED

Solid brass, painted steel, plastic ABS

7744

1xGU10, max 10W only LED

cut out Ø 35 mm



MONO SURFACE 7684

MONO SURFACE

Painted steel, plastic ABS

7828 7834

7684 7690

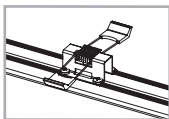
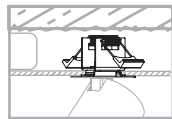
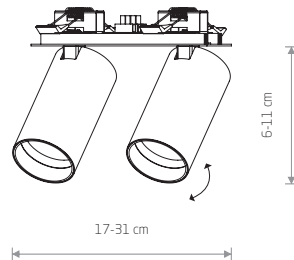
2xGU10, max 10W only LED

Solid brass, painted steel, plastic ABS

7745

2xGU10, max 10W only LED

cut out 160x31 mm



MONO SURFACE 7834

MONO SURFACE 7833

