

INSTALLATION MANUAL

12110H

LED
BUILT IN



**DARK
LIGHT**

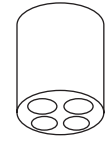
**90
CRI**

**CE ENEC UK
CA**

**RoHS
COMPLIANT**



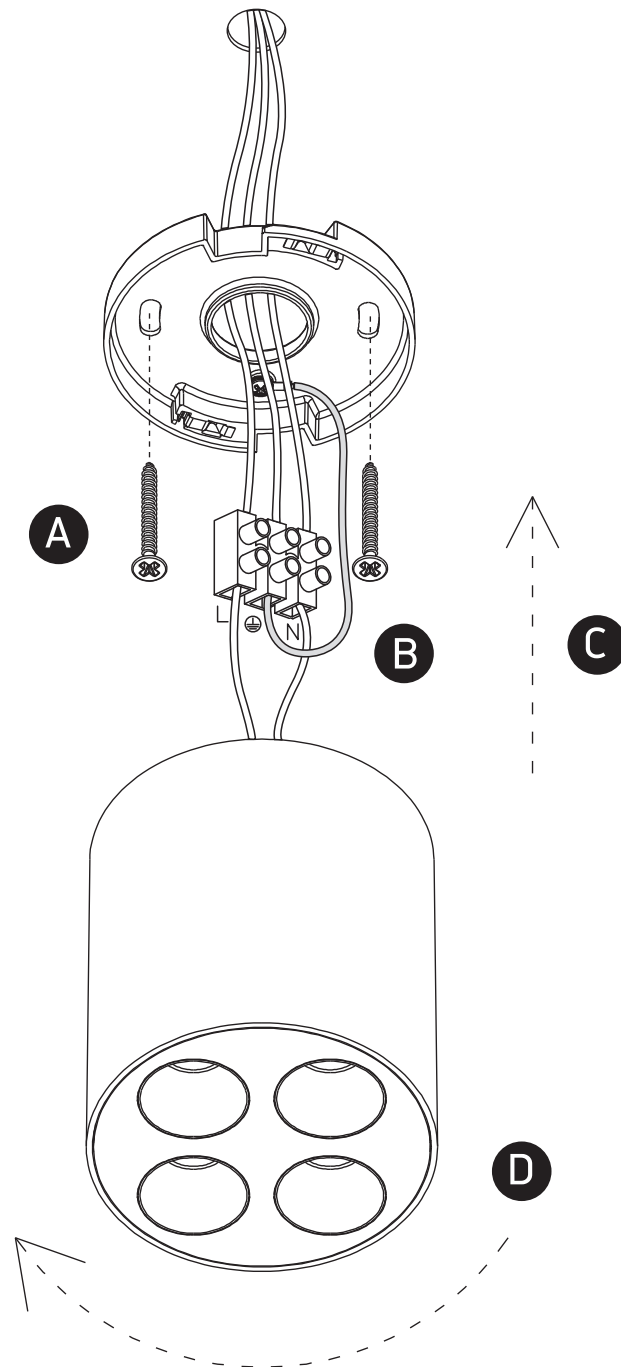
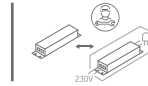
72mm



83mm

one
LIGHT

230V | SMD 3535 | 10W | IP20 | Aluminium
Complete with 700mA driver.



Warnings:

1. Make sure that the product is installed properly before connecting to electricity.
2. Do not cover the fitting.
3. Maintenance and installation should only be carried out by a professional electrician.