

06 Downlights Fixed LED>The SMD Dark Light Range

10109D/B/W



9W Dark Light LED Downlight .

Supplied with 300mA non-dimmable LED driver.

Complies with standard EN60598-1 and any other specific standards.



Downloads



Dimensions



Gallery



Physical Specification

Item Group

06 Downlights Fixed LED

Family

The SMD Dark Light Range

Order Code

10109D/B/W

Colour

Black

Material

Die Cast

Shape



Circular


Height

50mm

Diameter	120mm
Cutout Hole Diameter	110mm
Recessed Ceiling	Yes
Depth Required	70mm
Indoor	Yes
Adjustable	No

Electrical Characteristics

Gear	External-Included
Fitting + Driver	
Input Voltage	220-240V
50 Hz	Yes
60 Hz	Yes
Safety Class	
Power(Watts)	9W
IP Rating	IP20
Light Source	LED built in
Dimmable	No
F Mark	

Fitting	
Input Type	Constant Current
Input Current	300mA
Voltage	28V
Safety Class	
Power(Watts)	8,1W
IP Rating	IP20
Light Source	LED built in
LED Type	SMD 2835

Gear

Gear Type

Led Driver

Input Voltage

220-240V

50 Hz

Yes

60 Hz

Yes

Power(Watts)

7,5-12,6W

Power Factor

0,9

Constant Current

Yes

300mA

25-42V

IP Rating

IP20

Safety Class



Dimmable

No

Ambient Temp

-30? ~ +50?

Housing Material

Plastic

Brand

Lifud

Illumination Data

Colour Temperature

3000K

Lumen Output

765lm

Light Efficiency

85lm/W

CRI

80

Beam Angle

100°

Illumination Diagram



Dark Light

Yes

Packing Info

Box Length

15cm

Box Width

7cm

Box Height

13cm

Завантажено з e27.com.ua

Pcs/Carton

50

Barcode

5291889060703

HS Code

9405409900

Certification & Warranty

Warranty

2 Years

Weee Directive

Yes

switch to
one light!

one
LIGHT

