

06 Downlights Fixed LED&gt;Floating Panels Range Adjustable Cut Out Hole

**10120CE/W**

20W Downlight LED, IP20

Complete with 700mA driver.

Complies with standard EN60598-1 and any other specific standards.



## Downloads



## Dimensions



## Gallery



## Physical Specification

Item Group

06 Downlights Fixed LED

Family

Floating Panels Range Adjustable Cut Out Hole

Order Code

10120CE/W

Colour

White

Material

Aluminium

Diffuser Material



PC


Shape

Circular

Height	10mm
Diameter	200mm
Cutout Hole Diameter	70mm-180mm
Recessed Ceiling	Yes
Depth Required	40mm
Indoor	Yes
Adjustable	No

## Electrical Characteristics

Gear	External-Included
Fitting + Driver	
Input Voltage	220-240V
50 Hz	Yes
60 Hz	Yes
Safety Class	
Power(Watts)	20W
IP Rating	IP20
Light Source	LED built in
Dimmable	No
F Mark	

Fitting	
Input Type	Constant Current
Input Current	700mA
Voltage	28V
Safety Class	
Power(Watts)	19,6W
IP Rating	IP20
Light Source	LED built in
LED Type	SMD 4014

## Gear

Gear Type

Led Driver

Input Voltage

220-240V

50 Hz

Yes

60 Hz

Yes

Power(Watts)

12,6-21W

Power Factor

0,9

Constant Current

Yes

700mA

18-30V

IP Rating

IP20

Safety Class



Dimmable

No

Housing Material

Plastic

Output Terminal

Cable

Brand

Eaglerise

## Illumination Data

Colour Temperature

3000K

Lumen Output

2300lm

Light Efficiency

115lm/W

CRI

80

Illumination Diagram



## Packing Info

Box Weight

0.430kg

Pcs/Carton

40

Barcode

5291889066354

HS Code

9405413990

Certification & Warranty

Warranty

2 Years

Weee Directive

Yes

switch to  
**one light!**

one  
LIGHT

