

# INSTALLATION MANUAL

## 10108F, 10112F, 10116F, 10120F, 10140F

**ecopanel**

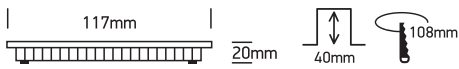


Ra>80



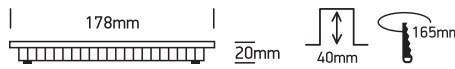
Complete with LED driver

**10108F: 100-240V | 52LEDs | 8W | IP40 | Die cast**



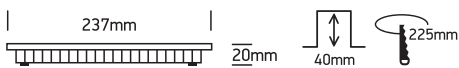
Optional dimmable driver code 040054

**10112F: 100-240V | 78LEDs | 12W | IP40 | Die cast**



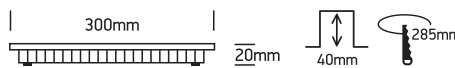
Optional dimmable driver code 040017

**10116F: 100-240V | 104LEDs | 16W | IP40 | Die cast**



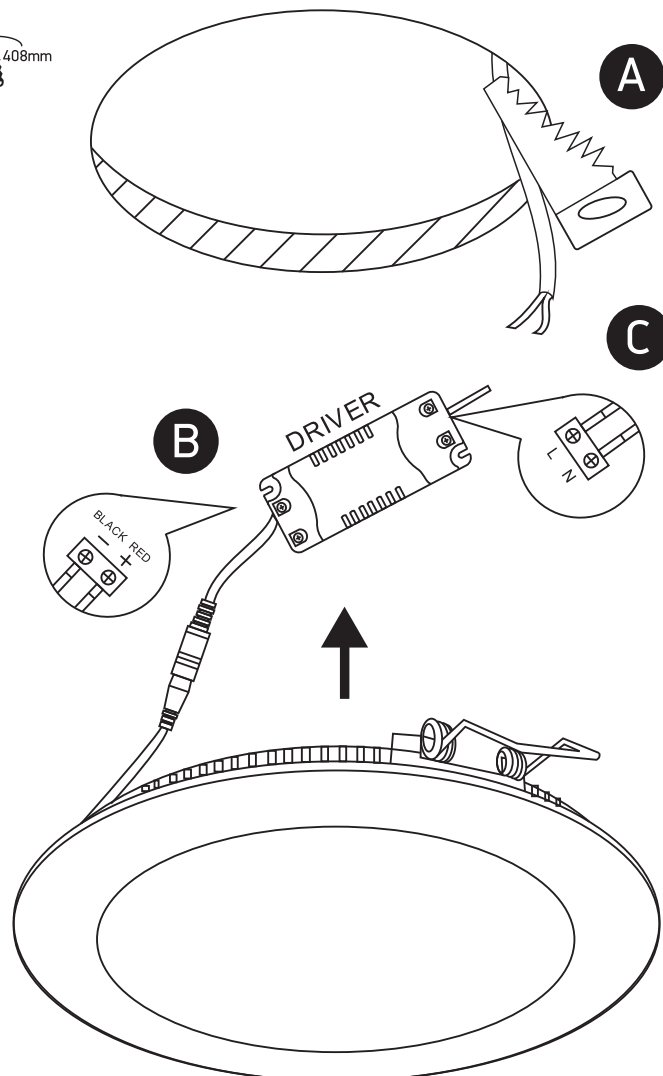
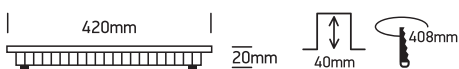
Optional dimmable driver code 040056

**10120F: 100-240V | 208LEDs | 30W | IP40 | Die cast**



Optional dimmable driver code 040060

**10140F: 100-240V | 300LEDs | 40W | IP40 | Die cast**



### Warnings:

1. Make sure that the product is installed properly before connecting to electricity.
2. Do not cover the fitting.
3. Maintenance and installation should only be carried out by a professional electrician.

