

## 06 Downlights Fixed LED&gt;The Semi Dark Light COB Pro Range

## 10115CD/W/W



15W COB LED semi dark light recessed downlight, IP20.

Complete with 400mA driver.

Complies with standard EN60598-1 and any other specific standards.



## Downloads



## Dimensions



## Gallery



## Physical Specification

Item Group

06 Downlights Fixed LED

Family

The Semi Dark Light COB Pro Range

Order Code

10115CD/W/W

Colour

White

Material

Die Cast

Shape



Circular

Height


75mm

Diameter	170mm
Cutout Hole Diameter	160mm
Recessed Ceiling	Yes
Depth Required	90mm
Indoor	Yes
Adjustable	No


## Electrical Characteristics

Gear	External-Included
Fitting + Driver	
Input Voltage	220-240V
50 Hz	Yes
60 Hz	Yes
Safety Class	
Power(Watts)	15W
IP Rating	IP20
Light Source	LED built in
Dimmable	No
F Mark	


## Fitting

Input Type	Constant Current
Input Current	400mA
Voltage	36V
Safety Class	
Power(Watts)	13,8W
IP Rating	IP20
Light Source	LED built in
LED Type	COB
LED Brand	Epistar

## Gear

Gear Type	Led Driver
Input Voltage	220-240V
50 Hz	Yes
60 Hz	Yes
Power(Watts)	10,1-16,8W
Power Factor	0,95
Constant Current	Yes
400mA	27-42V
IP Rating	IP20
Safety Class	
Dimmable	No
Ambient Temp	50°C
Operating Temp	85°C
Housing Material	Plastic
Output Terminal	Cable
Brand	Kegu

## Illumination Data

Colour Temperature	3000K
Lumen Output	1095lm
Light Efficiency	73lm/W
CRI	80
Beam Angle	180°
Illumination Diagram	

## Packing Info

Box Length	18cm
------------	------

Box Width	18cm
Box Height	8cm
Box Weight	0,620kg
Pcs/Carton	18
Barcode	5291889042174
HS Code	9405409900

#### Certification & Warranty

Warranty	2 Years
Weee Directive	Yes

switch to  
**one light!**

one  
LIGHT

