

06 Downlights Fixed LED&gt;The Outdoor/Bathroom IP65 Range Die cast

**10120G/W/C**

20W LED recessed downlight, IP65. Suitable for Indoor/Outdoor installation.

Complete with 500mA driver.

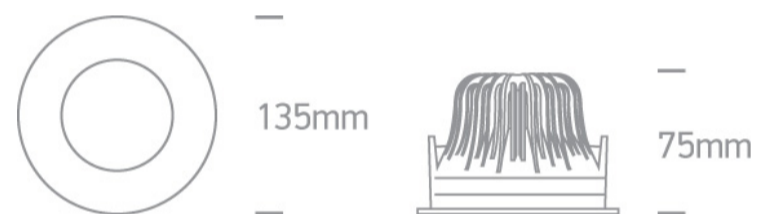
Complies with standard EN60598-1 and any other specific standards.



## Downloads



## Dimensions



## Gallery



## Physical Specification

Item Group

06 Downlights Fixed LED

Family

The Outdoor/Bathroom IP65 Range Die cast

Order Code

10120G/W/C

Colour

White

Material

Die Cast

Shape



Circular


Height

90mm

Diameter	175mm
Cutout Hole Diameter	120mm
Recessed Ceiling	Yes
Depth Required	105mm
Indoor	Yes
Outdoor	Yes
Adjustable	No

## Electrical Characteristics

Gear	External-Included
Fitting + Driver	
Input Voltage	220-240V
50 Hz	Yes
60 Hz	Yes
Safety Class	
Power(Watts)	20W
IP Rating	IP65
Light Source	LED built in
Dimmable	No
Cable Length	200cm
F Mark	

Fitting	
Input Type	Constant Current
Input Current	500mA
Voltage	37V
Safety Class	
Power(Watts)	18,5W
IP Rating	IP65
Light Source	LED built in

LED Type

COB

Завантажено з e27.com.ua

LED Brand

Cree

F Mark



## Gear

Gear Type

Led Driver

Input Voltage

220-240V

50 Hz

Yes

60 Hz

Yes

Power(Watts)

12,5-20W

Power Factor

0,9

Constant Current

Yes

500mA

25-40V

IP Rating

IP20

Safety Class



Dimmable

No

Housing Material

Plastic

Output Terminal

Cable

Brand

Lifud

## Illumination Data

Colour Temperature

4000K

Lumen Output

1880lm

Light Efficiency

94lm/W

CRI

80

Beam Angle

60°

Illumination Diagram



## Packing Info

Box Length

15cm

Box Width	15cm
Box Height	10cm
Box Weight	0.640kg
Pcs/Carton	10
Barcode	5291889051909
HS Code	9405413990

#### Certification & Warranty

Warranty

3 years

switch to  
**one light!**

one  
LIGHT

