

06 Downlights Fixed LED>The Outdoor/Bathroom IP65 Range Die cast

10120G/W/W

20W LED recessed downlight, IP65. Suitable for Indoor/Outdoor installation.

Complete with 500mA driver.

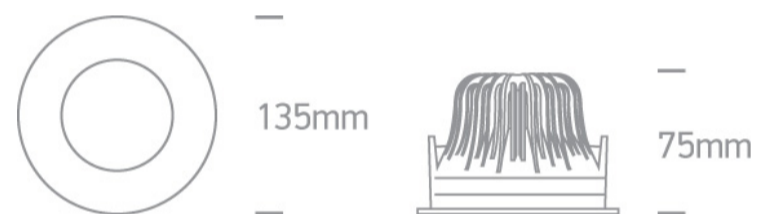
Complies with standard EN60598-1 and any other specific standards.



Downloads



Dimensions



Gallery



Physical Specification

Item Group

06 Downlights Fixed LED

Family

The Outdoor/Bathroom IP65 Range Die cast

Order Code

10120G/W/W

Colour

White

Material

Die Cast

Shape



Circular


Height

90mm

Diameter	175mm
Cutout Hole Diameter	120mm
Recessed Ceiling	Yes
Depth Required	105mm
Indoor	Yes
Outdoor	Yes
Adjustable	No

Electrical Characteristics

Gear	External-Included
Fitting + Driver	
Input Voltage	220-240V
50 Hz	Yes
60 Hz	Yes
Safety Class	
Power(Watts)	20W
IP Rating	IP65
Light Source	LED built in
Dimmable	No
Cable Length	200cm
F Mark	

Fitting	
Input Type	Constant Current
Input Current	500mA
Voltage	37V
Safety Class	
Power(Watts)	18,5W
IP Rating	IP65
Light Source	LED built in

LED Type

COB

Завантажено з e27.com.ua

LED Brand

Cree

F Mark



Gear

Gear Type

Led Driver

Input Voltage

220-240V

50 Hz

Yes

60 Hz

Yes

Power(Watts)

12,5-20W

Power Factor

0,9

Constant Current

Yes

500mA

25-40V

IP Rating

IP20

Safety Class



Dimmable

No

Housing Material

Plastic

Output Terminal

Cable

Brand

Lifud

Illumination Data

Colour Temperature

3000K

Lumen Output

1880lm

Light Efficiency

94lm/W

CRI

80

Beam Angle

60°

Illumination Diagram



Packing Info

Box Length

15cm

Box Width	15cm
Box Height	10cm
Box Weight	0.640kg
Pcs/Carton	10
Barcode	5291889051893
HS Code	9405413990

Certification & Warranty

Warranty

3 years

switch to
one light!

one
LIGHT

