

06 Downlights Fixed LED>The COB Downlight Range Die Cast

10160CA/W/C



60W LED recessed downlight, IP20. Ideal for general lighting applications.

Complete with 1500mA driver.

Complies with standard EN60598-1 and any other specific standards.



Downloads



Dimensions



Gallery



Physical Specification

Item Group

06 Downlights Fixed LED

Family

The COB Downlight Range Die Cast

Order Code

10160CA/W/C

Colour

White

Material

Die Cast

Shape



Circular


Height

120mm


Diameter	230mm
Cutout Hole Diameter	210mm
Recessed Ceiling	Yes
Depth Required	160mm
Indoor	Yes
Adjustable	No

Electrical Characteristics


Gear	External-Included
Fitting + Driver	
Input Voltage	220-240V
50 Hz	Yes
60 Hz	Yes
Safety Class	
Power(Watts)	60W
IP Rating	IP20
Light Source	LED built in
Dimmable	No
F Mark	

Fitting	
Input Type	Constant Current
Input Current	1500mA
Voltage	35,4V
Safety Class	
Power(Watts)	58,6W
IP Rating	IP20
Light Source	LED built in
LED Type	COB
LED Brand	Epistar

Gear

Gear Type	Led Driver
Input Voltage	220-240V
50 Hz	Yes
60 Hz	Yes
Power(Watts)	37,5-63W
Power Factor	0,9
Constant Current	Yes
1500mA	25-42V
IP Rating	IP20
Safety Class	
Dimmable	No
Ambient Temp	45°C
Operating Temp	85°C
Housing Material	Plastic
Output Terminal	Cable
Brand	Lifud
Protection	Short Circuit and Overload

Illumination Data

Colour Temperature	4000K
Lumen Output	5400lm
Light Efficiency	90lm/W
CRI	80
Beam Angle	60°
Illumination Diagram	

Packing Info

Box Length	23,5cm
Box Width	11,5cm
Box Height	23,5cm
Box Weight	1,4Kg
Pcs/Carton	10
Barcode	5291889052067
HS Code	9405409900

Certification & Warranty

Warranty	2 Years
Average Lifetime	30000hrs
Weee Directive	Yes

switch to
one light!

one
LIGHT

