

06 Downlights Fixed LED&gt;The COB Downlight Range Die Cast

10110CA/W/C



10W LED recessed downlight, IP20. Ideal for general lighting applications.

Complete with 300mA driver.

Complies with standard EN60598-1 and any other specific standards.



## Downloads



## Dimensions



## Gallery



## Physical Specification

Item Group

06 Downlights Fixed LED

Family

The COB Downlight Range Die Cast

Order Code

10110CA/W/C

Colour

White

Material

Die Cast

Shape



Circular


Height

65mm


|                      |       |
|----------------------|-------|
| Diameter             | 120mm |
| Cutout Hole Diameter | 95mm  |
| Recessed Ceiling     | Yes   |
| Depth Required       | 100mm |
| Indoor               | Yes   |
| Adjustable           | No    |

## Electrical Characteristics


| Gear             | External-Included   |
|------------------|---|
| Fitting + Driver |   |
| Input Voltage    | 220-240V  |
| 50 Hz            | Yes   |
| 60 Hz            | Yes   |
| Safety Class     |  |
| Power(Watts)     | 10W   |
| IP Rating        | IP20  |
| Light Source     | LED built in  |
| Dimmable         | No  |
| F Mark           |  |

| Fitting       |   |
|---------------|---|
| Input Type    | Constant Current  |
| Input Current | 300mA   |
| Voltage       | 30V   |
| Safety Class  |  |
| Power(Watts)  | 9W  |
| IP Rating     | IP20  |
| Light Source  | LED built in  |
| LED Type      | COB   |
| LED Brand     | Epistar   |

## Gear

|                  |   |
|------------------|---|
| Gear Type        | Led Driver  |
| Input Voltage    | 220-240V  |
| 50 Hz            | Yes   |
| 60 Hz            | Yes   |
| Power(Watts)     | 7,5-12,6W   |
| Power Factor     | 0,9   |
| Constant Current | Yes   |
| 300mA            | 25-42V  |
| IP Rating        | IP20  |
| Safety Class     |  |
| Dimmable         | No  |
| Ambient Temp     | 45°C  |
| Operating Temp   | 85°C  |
| Housing Material | Plastic   |
| Output Terminal  | Cable   |
| Brand            | Lifud   |
| Protection       | Short Circuit and Overload  |

## Illumination Data

|                      |   |
|----------------------|---|
| Colour Temperature   | 4000K   |
| Lumen Output         | 850lm   |
| Light Efficiency     | 85lm/W  |
| CRI                  | 80  |
| Beam Angle           | 60°   |
| Illumination Diagram |  |

## Packing Info

|            |               |
|------------|---------------|
| Box Length | 13,5cm        |
| Box Width  | 7,5cm         |
| Box Height | 13,5cm        |
| Box Weight | 0,39Kg        |
| Pcs/Carton | 50            |
| Barcode    | 5291889051985 |
| HS Code    | 9405409900    |

## Certification &amp; Warranty

|                  |          |
|------------------|----------|
| Warranty         | 2 Years  |
| Average Lifetime | 30000hrs |
| Weee Directive   | Yes      |

switch to  
**one light!**

one  
LIGHT

