

06 Downlights Fixed LED&gt;Floating Panels Range Adjustable Cut Out Hole

**10110CE/W**

10W Downlight LED, IP20

Complete with 250mA driver.

Complies with standard EN60598-1 and any other specific standards.



## Downloads



## Dimensions



## Gallery



## Physical Specification

Item Group

06 Downlights Fixed LED

Family

Floating Panels Range Adjustable Cut Out Hole

Order Code

10110CE/W

Material

Aluminium

Diffuser Material

PC

Shape



Circular

Height


10mm

Diameter	120mm
Cutout Hole Diameter	60mm-100mm
Recessed Ceiling	Yes
Depth Required	40mm
Indoor	Yes
Adjustable	No

## Electrical Characteristics

Gear	External-Included
Fitting + Driver	
Input Voltage	220-240V
50 Hz	Yes
60 Hz	Yes
Safety Class	
Power(Watts)	10W
IP Rating	IP20
Light Source	LED built in
Dimmable	No
F Mark	

## Fitting

Input Type	Constant Current
Input Current	250mA
Voltage	38V
Safety Class	
Power(Watts)	9,5W
IP Rating	IP20
Light Source	LED built in
LED Type	SMD 4014

## Gear

Gear Type

Led Driver

Input Voltage

220-240V

50 Hz

Yes

60 Hz

Yes

Power(Watts)

7,5-10,5W

Power Factor

0,5

Constant Current

Yes

250mA

30-42V

IP Rating

IP20

Safety Class



Dimmable

No

Housing Material

Plastic

Output Terminal

Cable

Brand

Eaglerise

## Illumination Data

Colour Temperature

3000K

Lumen Output

1150lm

Light Efficiency

115lm/W

CRI

80

Illumination Diagram



## Packing Info

Box Weight

0.202kg

Pcs/Carton

40

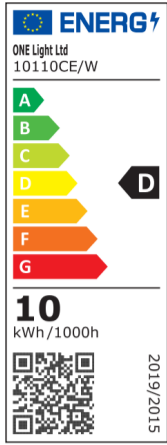
Barcode

5291889066422

HS Code

9405413990

## Energy Label



Energy Class

D

Energy Consumption

10kWh/1000h

## Certification & Warranty

Warranty

2 years

switch to  
**one light!**

one  
LIGHT

