

06 Downlights Fixed LED>The Outdoor/Bathroom IP65 Range Die cast

10110G/W/C



10W LED recessed downlight, IP65. Suitable for Indoor/Outdoor installation..

Complete with 250mA driver.

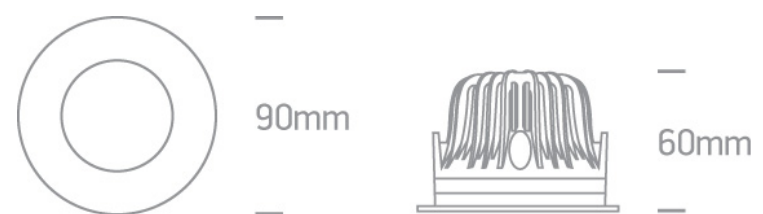
Complies with standard EN60598-1 and any other specific standards.



Downloads



Dimensions



Gallery



Physical Specification

Item Group

06 Downlights Fixed LED

Family

The Outdoor/Bathroom IP65 Range Die cast

Order Code

10110G/W/C

Colour

White

Material

Die Cast

Shape



Circular


Height

60mm

Diameter	90mm
Cutout Hole Diameter	82mm
Recessed Ceiling	Yes
Depth Required	90mm
Indoor	Yes
Outdoor	Yes
Adjustable	No

Electrical Characteristics

Gear	External-Included
Fitting + Driver	
Input Voltage	220-240V
50 Hz	Yes
60 Hz	Yes
Safety Class	
Power(Watts)	10W
IP Rating	IP65
Light Source	LED built in
Dimmable	No
Cable Length	200cm
F Mark	

Fitting	
Input Type	Constant Current
Input Current	250mA
Voltage	37V
Safety Class	
Power(Watts)	9,25W
IP Rating	IP65
Light Source	LED built in

LED Type

COB

Завантажено з e27.com.ua

LED Brand

Cree

F Mark



Gear

Gear Type

Led Driver

Input Voltage

220-240V

50 Hz

Yes

60 Hz

Yes

Power(Watts)

7-11W

Power Factor

0,9

Constant Current

Yes

250mA

27-42V

IP Rating

IP20

Safety Class



Dimmable

No

Housing Material

Plastic

Output Terminal

Cable

Brand

Kegu

Illumination Data

Colour Temperature

4000K

Lumen Output

800lm

Light Efficiency

80lm/W

CRI

80

Beam Angle

60°

Illumination Diagram



Packing Info

Box Length

11,5cm

Box Width	11,5cm
Box Height	7,5cm
Box Weight	0,370kg
Pcs/Carton	30
Barcode	5291889051862
HS Code	9405409900

Certification & Warranty

Warranty	3 Years
Weee Directive	Yes

switch to
one light!

one
LIGHT

