

# INSTALLATION MANUAL

## 12112A

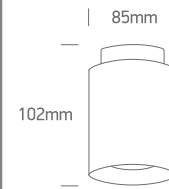
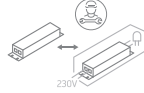
**LED**  
BUILT IN

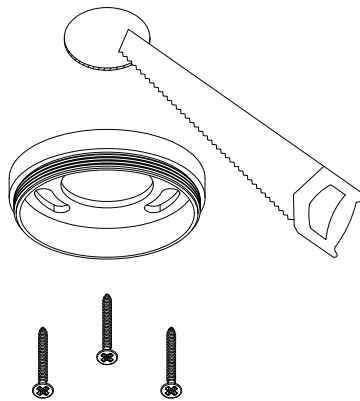
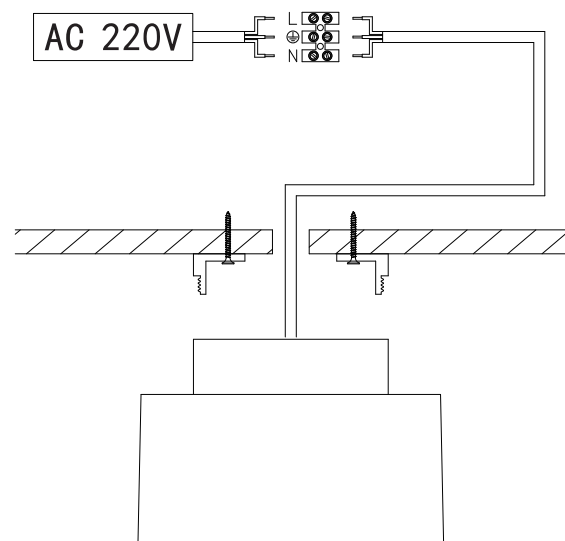
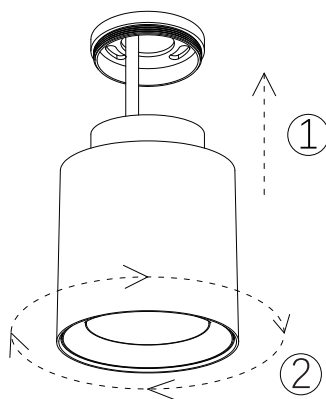

**DARK**  
LIGHT

**CE EAC UK CA**
**RoHS**  
COMPLIANT

**NOT**  
DIMMABLE

 230V | COB LED | 10W+2W | IP20 | Aluminium  
Complete with 300mA driver.

**90**  
CRI

**one**  
LIGHT

**A**
**CUT OUT:  $\phi 25\text{mm}$** 

**B**

**C**
**LOCK**

**D**


### Warnings:

1. Make sure that the product is installed properly before connecting to electricity.
2. Do not cover the fitting.
3. Maintenance and installation should only be carried out by a professional electrician.