

INSTALLATION MANUAL

12120A

LED
BUILT IN

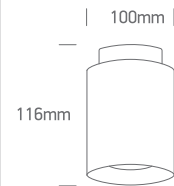
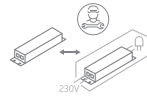
DARK
LIGHT

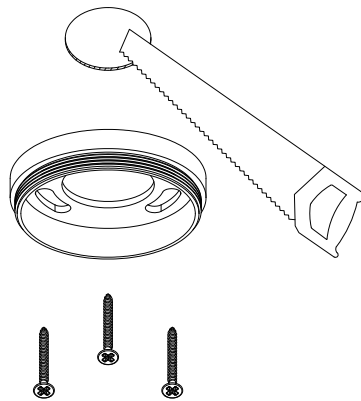
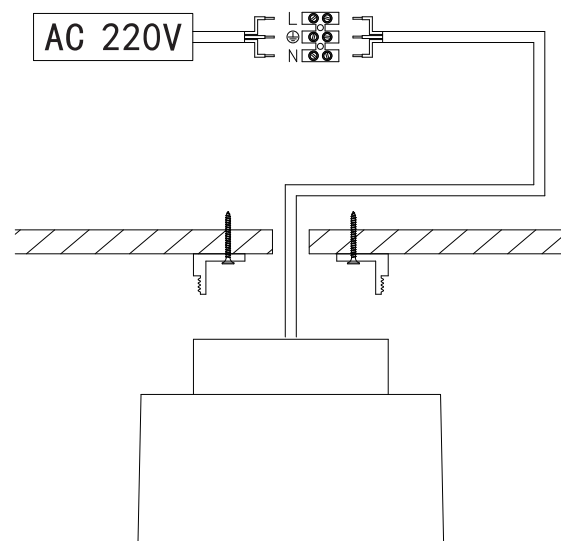
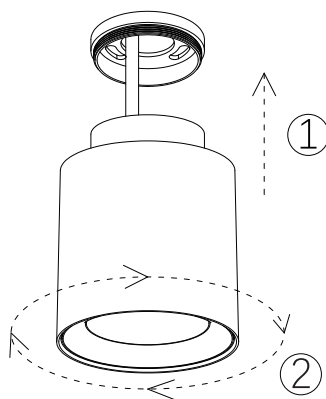

CE EAC UK CA
RoHS
COMPLIANT

NOT
DIMMABLE

230V | 20W | IP20 | Die cast + plastic reflector

Complete with 500mA driver.

90
CRI

one
LIGHT

A
CUT OUT : $\phi 25\text{mm}$

B

C
LOCK

D


Warnings:

1. Make sure that the product is installed properly before connecting to electricity.
2. Do not cover the fitting.
3. Maintenance and installation should only be carried out by a professional electrician.