

21 Industrial &amp; Floodlights&gt;The IP66 Industrial LED Range

**38115LB/C**

15W industrial linear light, IP66.

Complete with non-dimmable LED driver.

Supplied with 2 fixing clips.


Complies with standard EN60598-1 and any other specific standards.



## Downloads



## Dimensions



## Gallery



## Physical Specification

Item Group

21 Industrial &amp; Floodlights

Family

The IP66 Industrial LED Range

Order Code

38115LB/C

Material

PC

Shape

Rectangular

Length



610mm

Width

62mm


Height	58mm
Surface Ceiling	Yes
Surface Wall	Yes
Outdoor	Yes
IK Rating	8

## Electrical Characteristics


Gear	Built In
Fitting + Driver	
Input Voltage	220-240V
50 Hz	Yes
60 Hz	Yes
Safety Class	
Power(Watts)	15W
IP Rating	IP66
Light Source	LED built in
Dimmable	No
F Mark	

Fitting	
Input Type	Constant Current
Power(Watts)	15W
IP Rating	IP20
Light Source	LED built in
LED Type	SMD 2835
LED Brand	Sanan

Gear	
Gear Type	Led Driver
Input Voltage	220-240V

50 Hz	Yes
60 Hz	Yes
Power(Watts)	15W
Constant Current	Yes
Output	140mA
Voltage Range	89-109V
IP Rating	IP20
Safety Class	
Dimmable	No

## Illumination Data

Colour Temperature	4000K
Lumen Output	1725lm
Light Efficiency	115lm/W
CRI	80
Illumination Diagram	

## Packing Info

Box Weight	0.540kg
Pcs/Carton	15
Barcode	5291889074328
HS Code	9405114090

## Energy Label



Energy Class

E

[Завантажено з e27.com.ua](http://e27.com.ua)

Energy Consumption

15KWh/1000h

## Certification & Warranty

Warranty

2 years

switch to  
**one light!**

one  
LIGHT

