

21 Industrial & Floodlights>The High Power IP65 LED Range Double

38236M/C



IP65 LED fitting to replace T8 IP65 traditional waterproof fluorescent. Stainless steel clips included. Polycarbonate body and diffuser.

Supplied with non-dimmable LED driver.


Complies with standard EN60598-1 and any other specific standards.



Downloads



Dimensions



Gallery



Physical Specification

Item Group

21 Industrial & Floodlights

Family

The High Power IP65 LED Range Double

Order Code

38236M/C

Colour

Grey

Material

PC

Diffuser Material



PC

Shape

Rectangular

Length	1215mm
Width	113mm
Height	80mm
Surface Ceiling	Yes
Surface Wall	Yes
Indoor	Yes
Outdoor	Yes
Adjustable	No
IK Rating	8

Electrical Characteristics

Gear	Built In
Fitting + Driver	
Input Voltage	220-240V
50 Hz	Yes
60 Hz	Yes
Safety Class	
Power(Watts)	60W
IP Rating	IP65
Light Source	LED built in
Dimmable	No
F Mark	

Fitting	
Input Type	Constant Current
Input Current	1450mA
Voltage	40V
Power(Watts)	58W
IP Rating	IP65
Light Source	LED built in

LED Type

SMD 2835

Завантажено з e27.com.ua

LED Brand

Everlight

LED Number

176

Gear

Gear Type

Led Driver

Input Voltage

220-240V

50 Hz

Yes

60 Hz

Yes

Power(Watts)

39-61W

Power Factor

0,9

Constant Current

Yes

1450mA

27-42V

IP Rating

IP20

Safety Class



Dimmable

No

Housing Material

Plastic

Output Terminal

Connector

Brand

Lifud

Illumination Data

Colour Temperature

4000K

Lumen Output

6000lm

Light Efficiency

100lm/W

CRI

80

Illumination Diagram



Packing Info

Box Length

122cm

Box Width

8,3cm

Box Height	11,7cm
Box Weight	1,7Kg
Pcs/Carton	6
Barcode	5291889055006
HS Code	9405104090

Certification & Warranty

Warranty	3 Years
Weee Directive	Yes

switch to
one light!

one
LIGHT

