

INSTALLATION MANUAL

62025

ecolight

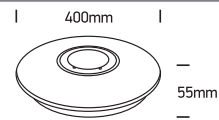


80
CRI



100-240V | SMD LED | 24W | IP20 | ABS + PMMA

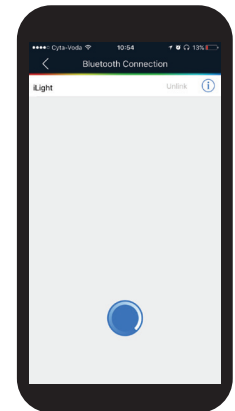
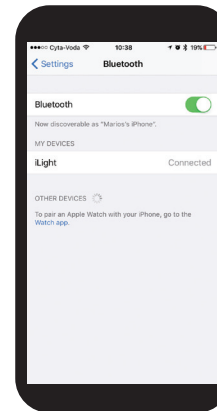


Complete with driver.





one
LIGHT

1 APP DOWNLOAD STEPS FOR ANDROID & IOS SYSTEMS:

1. Enter Google play.
2. Search the APP name "iLight" and download.
3. Settings > Bluetooth choose iLight.
4. Bluetooth connection push unlink to connect.



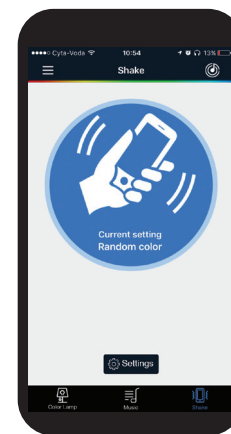
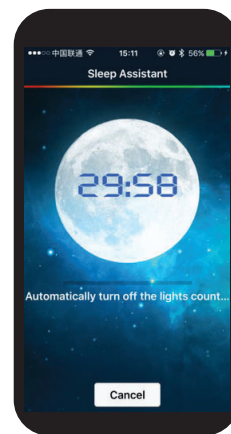
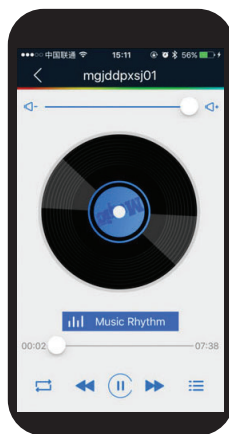
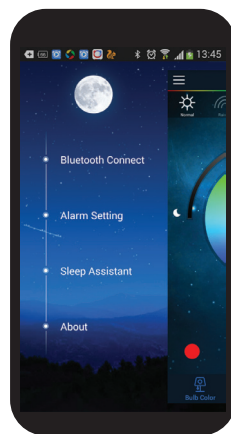
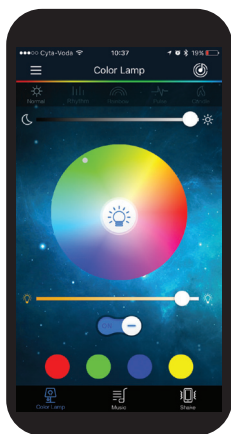
1. Enter App Store.
2. Search the APP name "iLight" and download.
3. Settings > Bluetooth choose iLight.
4. Bluetooth connection push unlink to connect.



2 FEATURES CONTROLLED THROUGH THE APP:

Lights: turn on/off the light, choose from 5 different lighting effects (i.e. candle, random, flashing, etc.), adjust the brightness level, and choose from over 1,000 different color combinations!

Music: play music from your device's local library OR stream music from your favorite music streaming app! Can play in shuffle mode, one song on repeat, or just go through full music library one-by-one. Can also have the lights pulse to the beat of the music for even more fun!



Alarm & Sleep Timer: set an alarm to be woken up to the song and light color of your choice or set the sleep timer to wind down both the music and the lights as you fall asleep!

Shake Feature: control certain music and light functions just by shaking your phone! You can set the feature you'd like to have this motion control (i.e. next song, pause / play, light on/off, or random color)!

Warnings:

1. Make sure that the product is installed properly before connecting to electricity.
2. Do not cover the fitting.
3. Maintenance and installation should only be carried out by a professional electrician.