

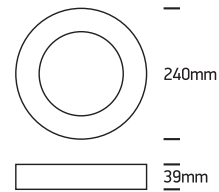
# INSTALLATION MANUAL

## 62115F

**ecopanel**



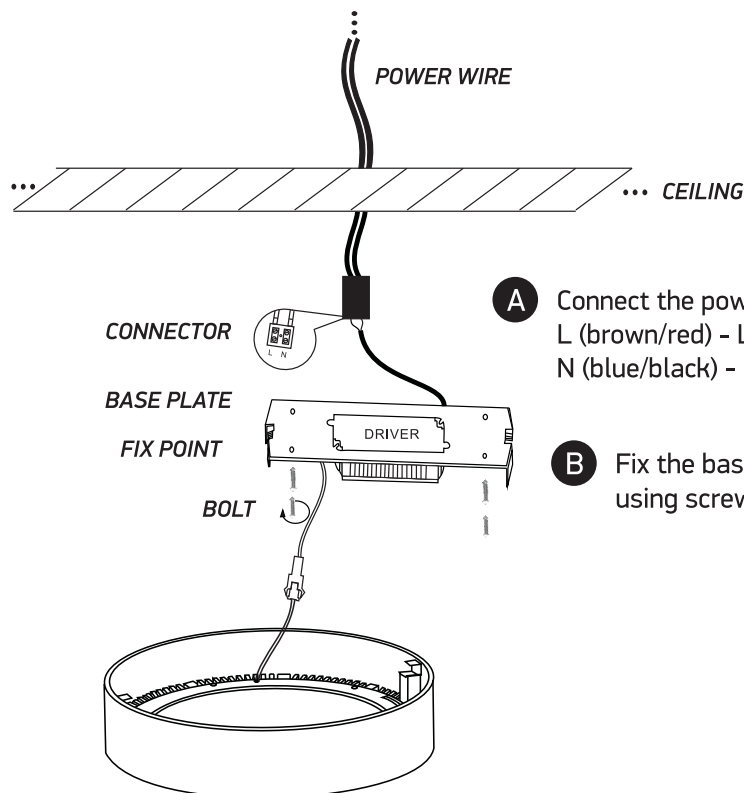
80  
CRI



**one**  
LIGHT

230V | SMD 4014 | 16W | IP40 | Die cast

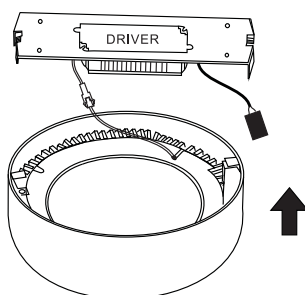
Complete with 500mA driver.



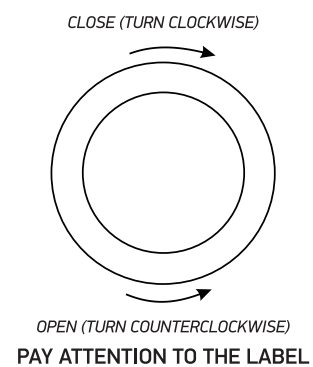
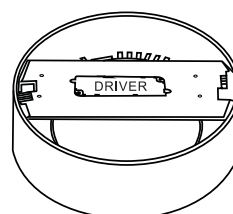
- A** Connect the power wires using the connector.  
L (brown/red) - Live  
N (blue/black) - Neutral

- B** Fix the base plate on the ceiling using screws.

- C** Match the fix points



- D** Close the fitting by turning it clockwise, open it by turning it counterclockwise



### Warnings:

1. Make sure that the product is installed properly before connecting to electricity.
2. Do not cover the fitting.
3. Maintenance and installation should only be carried out by a professional electrician.