

13 Wall &amp; Ceiling LED&gt;Outdoor Slim Oval Range Up &amp; down beam

**67378A/AN/W**

2x6W LED wall light, IP54, ideal for both indoor and outdoor installation.

Supplied with non-dimmable LED driver.

Complies with standard EN60598-1 and any other specific standards.



## Downloads





## Dimensions




## Physical Specification

|              |  |
|--------------|--|
| Item Group   | 13 Wall & Ceiling LED                  |
| Family       | Outdoor Slim Oval Range Up & down beam |
| Order Code   | 67378A/AN/W                            |
| Colour       | Anthracite                             |
| Material     | Die Cast                               |
| Shape        | Rectangular                            |
| Length       | 200mm                                  |
| Width        | 110mm                                  |
| Height       | 52mm                                   |
| Surface Wall | Yes                                    |
| Indoor       | Yes                                    |
| Outdoor      | Yes                                    |


|                  |   |
|------------------|---|
| Gear             | Built In  |
| Fitting + Driver |   |
| Input Voltage    | 220-240V  |
| 50 Hz            | Yes   |
| 60 Hz            | Yes   |
| Safety Class     |    |
| Power(Watts)     | 2x6W  |
| IP Rating        | IP54  |
| Light Source     | LED built in  |
| Dimmable         | No  |
| F Mark           |  |

|               |                  |
|---------------|------------------|
| Fitting       |                  |
| Input Type    | Constant Current |
| Input Current | 300mA            |
| Voltage       | 38V              |
| Power(Watts)  | 11,4W            |
| IP Rating     | IP54             |
| Light Source  | LED built in     |
| LED Type      | SMD 5630         |
| LED Brand     | Edison           |
| LED Number    | 24               |

|               |            |
|---------------|------------|
| Gear          |            |
| Gear Type     | Led Driver |
| Input Voltage | 220-240V   |
| 50 Hz         | Yes        |
| 60 Hz         | Yes        |
| Power(Watts)  | 7,8-12W    |

|                  |   |
|------------------|---|
| Power Factor     | 0,5   |
| Constant Current | Yes   |
| 300mA            | 26-40V  |
| IP Rating        | IP20  |
| Safety Class     |  |
| Dimmable         | No  |
| Ambient Temp     | 50°C  |
| Operating Temp   | 75°C  |
| Housing Material | Plastic   |
| Output Terminal  | Cable   |
| Brand            | Eaglerise   |

### Illumination Data

|                      |   |
|----------------------|---|
| Colour Temperature   | 3000K   |
| Lumen Output         | 2x420lm   |
| Light Efficiency     | 70lm/W  |
| CRI                  | 80  |
| Illumination Diagram |  |

### Packing Info

|            |               |
|------------|---------------|
| Box Length | 12cm          |
| Box Width  | 6cm           |
| Box Height | 21cm          |
| Box Weight | 0.808kg       |
| Pcs/Carton | 12            |
| Barcode    | 5291889043690 |
| HS Code    | 9405409900    |

Certification & Warranty

Warranty

2 Years

Weee Directive

Yes

switch to  
**one light!**

one  
LIGHT

