

## 15 Plafo &gt; The IP65 Plafo Range

67390/W/W



21W LED slim plafo, IP65, ideal for both indoor and outdoor installation.

Supplied with non-dimmable LED driver.

Complies with standard EN60598-1 and any other specific standards.



## Downloads



## Dimensions



## Physical Specification

Item Group	15 Plafo
Family	The IP65 Plafo Range
Order Code	67390/W/W
Colour	White
Material	ABS
Diffuser Material	PC
Shape	Circular
Height	63mm
Diameter	320mm
Surface Ceiling	Yes
Indoor	Yes
Outdoor	Yes

## Electrical Characteristics

## Gear

## Built In

## Fitting + Driver

Input Voltage

220-240V

50 Hz

Yes

60 Hz

Yes

Safety Class



Power(Watts)

21W

IP Rating

IP65

Light Source

LED built in

Dimmable

No

F Mark



## Fitting

Input Type

Constant Current

Input Current

500mA

Voltage

40V

Power(Watts)

20W

IP Rating

IP65

Light Source

LED built in

LED Type

SMD 2835

LED Brand

Epistar

LED Number

120

F Mark




## Gear

Gear Type


Led Driver

Input Voltage

220-240V

50 Hz	Yes
60 Hz	Yes
Power(Watts)	13,5-21W
Power Factor	0,9
Constant Current	Yes
500mA	27-42V
IP Rating	IP20
Safety Class	
Dimmable	No
Housing Material	Plastic
Output Terminal	Connector
Brand	Eaglerise

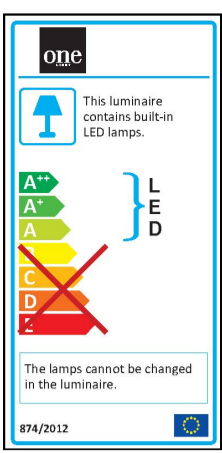
## Illumination Data

Colour Temperature	3000K
Lumen Output	1300lm
Light Efficiency	61,9lm/W
CRI	80
Illumination Diagram	

## Packing Info

Box Length	33cm
Box Width	33cm
Box Height	7,5cm
Box Weight	1,49Kg
Pcs/Carton	10
Barcode	5291889049029
HS Code	9405104090

## Energy Label



## Certification & Warranty

Warranty

2 Years

Weee Directive

Yes

switch to  
**one light!**

one  
LIGHT

