

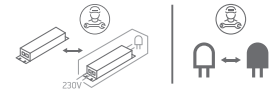
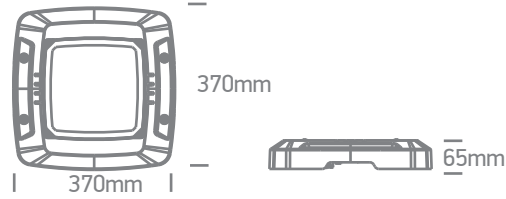
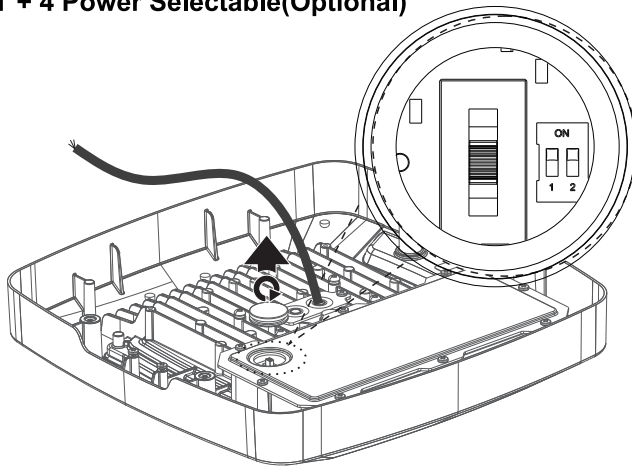
INSTALLATION MANUAL

7058A

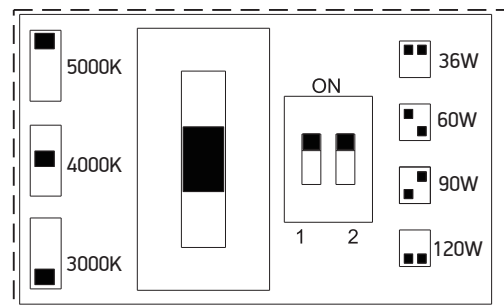
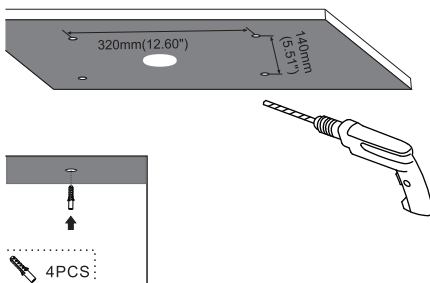
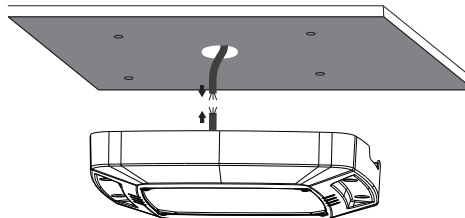
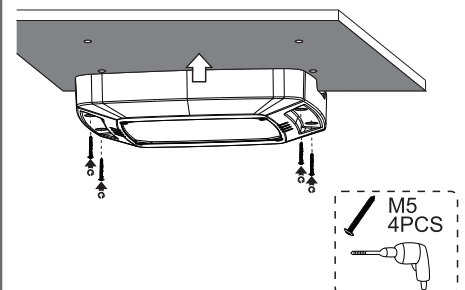
ecolight
80
CRICE EAC UK
CARoHS
COMPLIANT

230V | SMD 2835 | 36W / 60W / 90W / 120W | IP65 | CCT Adjustable | Aluminium

Complete with driver

one
LIGHT
**A**
3 CCT + 4 Power Selectable(Optional)


Please select a suitable power and CCT by the DIP switch before installation.

**B**
Create holes and insert raw plugs to mount the luminaire
**C**
Connect the power wire:
Brown, "L" connect to LIVE /
Blue, "N" connect to NEUTRAL /
Yellow-Green, connect to EARTH/GROUND
**D**
Fasten the four screws

Warnings:

1. Make sure that the product is installed properly before connecting to electricity.
2. Do not cover the fitting.
3. Maintenance and installation should only be carried out by a professional electrician.