


Eiko

Suspensions for interior equipped with SMD LED, structure and diffuser in aluminum painted in sand white, sand coffee, sand black, brushed brass or rose gold.



01-1986

Eiko



CSL7LN1300WH+7 x01-1750



Eiko

Suspensions for interior equipped with SMD LED, structure and diffuser in aluminum painted in sand white, sand coffee, sand black, brushed brass or rose gold.

Suspensii pentru interior echipate cu LED SMD, structură și dispersor din aluminiu vopsite alb mat, maro mat, negru mat, alamă sau aur roz.

Sospensioni per interni equipaggiate con LED SMD, struttura e diffusore in alluminio verniciati bianco opaco, caffè opaco, nero opaco, ottone oppure oro rosa.

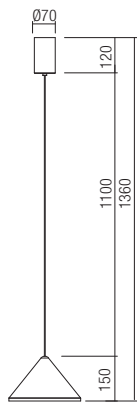
Люстры для интерьера, оснащенные светодиодами SMD, структура и рассеиватель из алюминия окрашенного в матовый белый, матовый кофе, матовый черный, латунь или розовое золото.

Beltéri függesztékek, SMD LED-el szerelve, matt fehér, matt barna, matt fekete, sárgaréz vagy rózsza arany alumínium szerkezet és diszperzór.

Интериорни висящи осветителни тела с SMD LED платка, корпус от алуминий в бял мат, кафе мат, черен мат, месинг или розово злато.

Závesné interiérové svietidlá vybavené LED diódou SMD, konštrukcia a difúzor v hliníkovom prevedení v matnej bielej, matnej kávovej, matnej čiernej farbe, mosadz alebo ružové zlato.

art. 01-1984 Sand White
art. 01-1985 Sand Coffee
art. 01-1986 Sand Black



Led type	BRIDGELUX COB LED 1 pc x 13W
Power	13W
Input	220V-240V, 50/60Hz
Color temperature	3000K
Lumen source	1235 lm
Lumen system	656 lm
Optic	20°
CRI	90
Not dimmable	

CE IP20

188

Technical info




01-1984



01-2350



art. 01-1750 Sand White
art. 01-1751 Sand Coffee
art. 01-1752 Sand Black
art. 01-2350 Rose Gold
art. 01-2349 Brush Brass



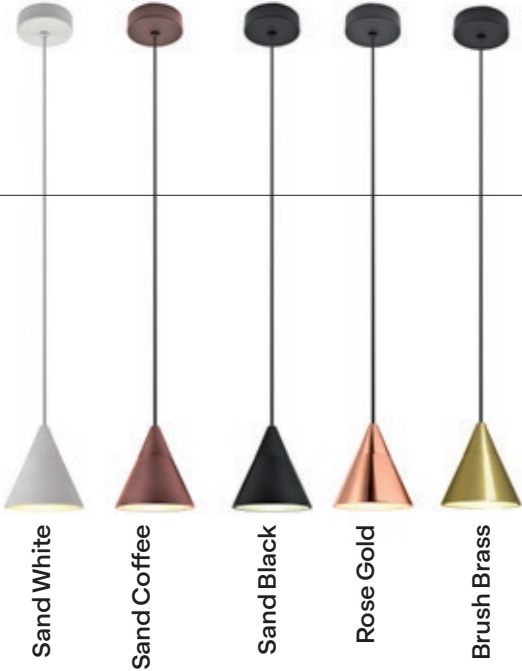
Led type	SMD LED 5050 BRIDGELUX 1 pc x 7W
Power	7W
Input	220V-240V, 50/60Hz
Color temperature	3000K
Lumen source	720 lm
Lumen system	396 lm
Optic	18°
CRI	90
Not dimmable	

CE IP20

CSL15RD550CF + 15 x 01-1751

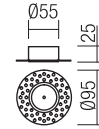
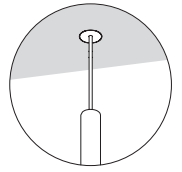


Model finishings



Trimless canopy

art. CT1 MWH Sand White
art. CT1 MBK Sand Black



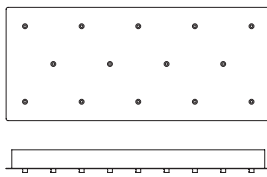
Metal accessories painted in sand white or sand black for installing the suspensions in trimless version.
Maximum diameter of cable access hole 4,5 mm.

Accesorii din metal vopsit alb mat sau negru mat, pentru montajul trimless al suspensiilor.
Diametrul maxim al găurii de ieşire a cablului 4,5 mm.

Accessori in metallo verniciato bianco opaco o nero opaco per montaggio delle sospensioni a filo muro (trimless).
Diametro massimo del foro di uscita del cavo elettrico 4,5 mm.

Samples of composition/Exemple de combinații/Esempi di composizione

Multiple pendants must be installed with one of the canopy options listed on pages 709/711.
Variante multiple de suspensii pot fi asamblate cu ajutorul bazelor optionale prezentate la paginile 709/711.
Sospensioni multiple possono essere installate sui rosoni presenti alle pagine 709/711.



1 x CSL14SQ700WH/CF/BK

+



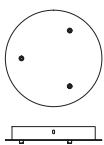
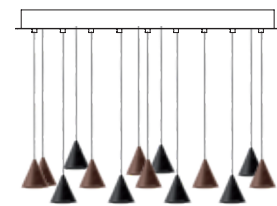
7 x 01-1751

+



7 x 01-1752

=



1 x CSL3RD255WH/CF/BK

+



3 x 01-1750

=

