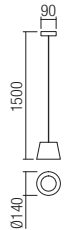


Technical info

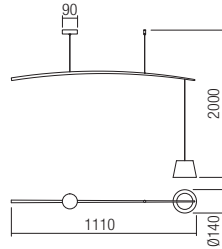
art. 01-1495 Mat White
art. 01-1496 Mat Black



Led type	EDISON SMD LED 2835 30 pcs x 0,2W
Power	6W
Input	220-240V, 50/60Hz
Color temperature	3000K
Lumen source	540 lm
Lumen system	415 lm
CRI	85
Not dimmable	☒

CE IP20

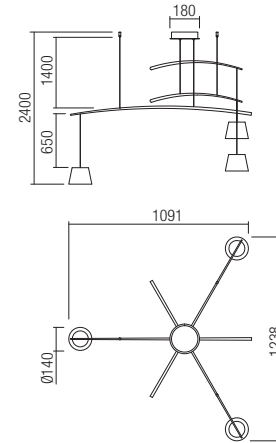
art. 01-1497 Mat White
art. 01-1498 Mat Black



Led type	EDISON SMD LED 2835 30 pcs x 0,2W
Power	6W
Input	220-240V, 50/60Hz
Color temperature	3000K
Lumen source	540 lm
Lumen system	415 lm
CRI	85
Not dimmable	☒

CE IP20

art. 01-1524 Mat White
art. 01-1525 Mat Black

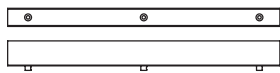


Led type	EDISON SMD LED 2835 3 x 30 pcs x 0,2W
Power	3 x 6W
Input	220-240V, 50/60Hz
Color temperature	3000K
Lumen source	1620 lm
Lumen system	1245 lm
CRI	85
Not dimmable	☒

CE IP20

Samples of composition/Exemple de combinații/Esempi di composizione

Multiple pendants must be installed with one of the canopy options listed on pages 709/711.
Variante multiple de suspensii pot fi asamblate cu ajutorul bazelor optionale prezentate la paginile 709/711.
Sospensioni multiple possono essere installate sui rosoni presenti alle pagine 709/711.



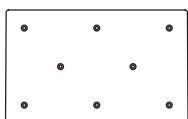

1 x CSL3LN600WH/CF/BK

+



3 x 01-1495

=



1 x CSL8SQ400WH/CF/BK

+



8 x 01-1496

=

