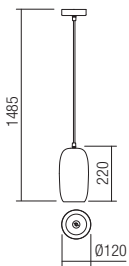


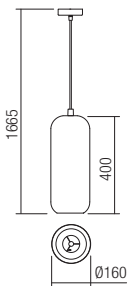


## Technical info



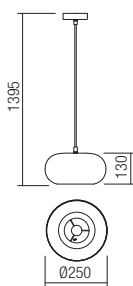
Lampholder	GU10
Power	1 x max. 35W
Input	230V, 50Hz

CE IP20



Lampholder	E27
Power	1 x max. 42W
Input	230V, 50Hz

CE IP20



Lampholder	E27
Power	1 x max. 42W
Input	230V, 50Hz

CE IP20

