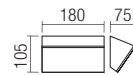




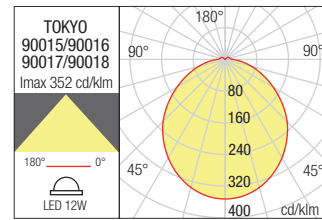
**WALL LAMP • APLICĂ**

Type	Code	Finishing	LED type	Input voltage	Power	Luminous Flux Source/system	CCT	CRI
	<b>90015</b>	■ DG	SMD LED 2835 EDISON, 120 pcs.	220-240V	12W	1416/1130 lm	● 3000K	82
	<b>90016</b>	■ DG	SMD LED 2835 EDISON, 120 pcs.	220-240V	12W	1468/1197 lm	● 4000K	82
	<b>90017</b>	■ DB	SMD LED 2835 EDISON, 120 pcs.	220-240V	12W	1416/1130 lm	● 3000K	82
	<b>90018</b>	■ DB	SMD LED 2835 EDISON, 120 pcs.	220-240V	12W	1468/1197 lm	● 4000K	82

Dimension



Photometry



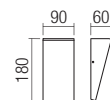
137



**WALL LAMP • APLICĂ**

Type	Code	Finishing	LED type	Input voltage	Power	Luminous Flux Source/system	CCT	CRI
	<b>90019</b>	■ DG	SMD LED 2835 EDISON, 120 pcs.	220-240V	12W	1416/1080 lm	● 3000K	82
	<b>90020</b>	■ DG	SMD LED 2835 EDISON, 120 pcs.	220-240V	12W	1468/1144 lm	● 4000K	82
	<b>90021</b>	■ DB	SMD LED 2835 EDISON, 120 pcs.	220-240V	12W	1416/1080 lm	● 3000K	82
	<b>90022</b>	■ DB	SMD LED 2835 EDISON, 120 pcs.	220-240V	12W	1468/1144 lm	● 4000K	82

Dimension



Photometry

