


Unica

Inserts


Wiser comfort controls








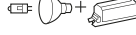

Wiser relay switches

10 A	
2 modules	
	
<input type="checkbox"/> white	NU353718
<input type="checkbox"/> aluminium	NU353730
<input type="checkbox"/> anthracite	NU353754
Characteristics	
<ul style="list-style-type: none"> Relay switch for various purposes such as weekly scheduling using Wiser App, presence simulation, count-down timer LED indicates when switch is on Remote control from smartphone or tablet using Wiser App 	

Wiser blind control switches







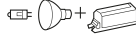
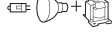
4 A	
2 modules	
	
<input type="checkbox"/> white	NU350818
<input type="checkbox"/> aluminium	NU350830
<input type="checkbox"/> anthracite	NU350854
Characteristics	
<ul style="list-style-type: none"> Control of blinds locally from the switch or remotely from smartphone or tablet using Wiser App Weekly scheduling Can be used for controlling up to 10 multiple relays, each controlling one blind motor 	

Wiser dimmers

	Push-button	Rotary
2 modules		
		
<input type="checkbox"/> white	NU351518	NU351618
<input type="checkbox"/> aluminium	NU351530	NU351630
<input type="checkbox"/> anthracite	NU351554	NU351654
Maximum loads		
LED lamp 230 V	 RC: 7...100 VA RL: 7...20 VA	RC: 7...100 VA RL: 7...20 VA
incandescent lamp 230 V		14...200 W
halogen lamp 230 V		14...150 W
LV halogen lamps 12 V	electronic transformer  wound transformer 	14...150 W
		14...150 W
Characteristics		
<ul style="list-style-type: none"> Remote control from auxiliary push-buttons Automatic load detection Wire configuration without neutral Memory function Automatic overload protection, overheating protection, short-circuit protection Additional functions like wake-up, fall asleep, scheduling... can be activated using the Wiser App 		

Wiser motion sensors

(available end of 2020)

	with relay switch	with dimmer
2 modules		
		
<input type="checkbox"/> white	NU352618	NU352718
<input type="checkbox"/> aluminium	NU352630	NU352730
<input type="checkbox"/> anthracite	NU352654	NU352754
Maximum loads		
LED lamp 230 V	 200 W	RC: 7...100 VA RL: 7...20 VA
compact fluorescent lamp	 200 W	-
incandescent lamp 230 V		14...200 W
halogen lamp 230 V		14...150 W
LV halogen lamps 12 V	electronic transformer  wound transformer 	14...150 W
		14...150 W
Characteristics		
<ul style="list-style-type: none"> Wire configuration with neutral Movement detection area 8 m frontal, 8 m lateral Movement detection angle: 160° Configuration with time delay range, triggering light level... is done using the Wiser App Built-in push button switch for dim (only with dimmer version) and on/off switching 		
		<ul style="list-style-type: none"> See Wiser dimmers for others characteristics