

KALU
FL, single, QPAR111



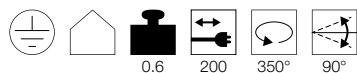
E-A++ Range A++-E



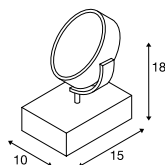
- Luminaire unit, can be rotated by 350° and swivelled by 90°
- Foot switch on connection lead

Product details

220-240V ~50/60Hz
Material: Aluminium



Dimensioned drawing



Note

Shock-proof 2-pin plug and switch

Recommended lamp

LED GU10 6.5W 30°
2700K 400lm EEL=A+
7kWh/1000h
Item no. 1000684



LED GU10 15.5W 30°
2700K 680lm EEL=A
6kWh/1000h
Item no. 570672



Lamp details

max. 20W QPAR111

Variant	Item no.
GU10 QPAR111	
■ black	1000722
□ white	1000723
■ matt aluminium	1000724

FITU
TL, E27



E-A++ Range A++-E



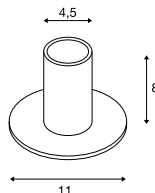
- Switch on connection lead

Product details

220-240V ~50/60Hz
Material: Aluminium



Dimensioned drawing



Note

2-pin plug and switch

Recommended lamp

E27 8W
2000-2900K 500lm EEL=A
8kWh/1000h
Item no. 560741



LED E27 8W 350°
2200K 250lm EEL=B
8kWh/1000h
Item no. 1001357



Lamp details

max. 10W

Variant	Item no.
E27	
■ black	1001676
E27	
□ white	1001677
E27	
■ aluminium	1001678

