



WORKLIGHT PLUS
FL, DALI



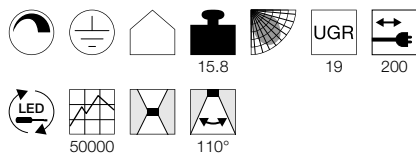
A-A++ Range A++-E



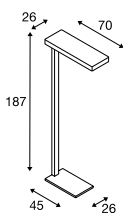
- Intelligent presence control and brightness sensor
- Suitable for screen workplaces in accordance with EN 12464-1
- Direct and indirect light

Product details

220-240V ~50/60Hz | 226mA
Total consumption: 48W
Material: Aluminium / Acrylic
Dimmable: Dali





Dimensioned drawing



Note

Switch on the luminaire shaft
Shock-proof 2-pin plug

Variant	Item no.
Direct: 3600lm 3000K CRI>80 Indirect: 1800lm 3000K CRI>80	
white	1002847
Direct: 3600lm 3000K CRI>80 Indirect: 1800lm 3000K CRI>80	
anthracite	1002848



MOBILE AND INTELLIGENT WORKPLACE LIGHT FOR THE MODERN OFFICE

Energy efficient and long-lasti

As a consistent further development of our WORKLIGHT series, we introduce a mobile workplace light for **workstations (UGR ≤19)** with the DALI SENSOR version, equipped with state-of-the-art technology and **powerful LEDs with a service life of 50,000 hours** from Philips. The energy saving potential is optimized due to being equipped with intelligent light control. **Thanks to the integrated presence control, the light switches on and off automatically depending on movement**, and the lumen output is controlled by the daylight sensor. This ensures that there is a consistent light level at the workplace.

The combination of **direct and indirect light output** provides widespread illumination. The WORKLIGHT is also available as a pendant.

