

VINCELLI D  
WL



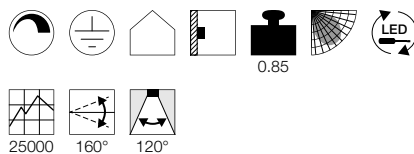
A-A++ Range A++-E



- Slim design
- Lamp unit made from real bamboo

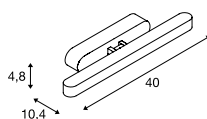
Product details

220-240V ~50/60Hz | 350mA  
Total consumption: 11W  
Material: Bamboo / Steel  
Dimmable: Triac C, Triac L



25000 160° 120°

Dimensioned drawing



VINCELLI D  
WL



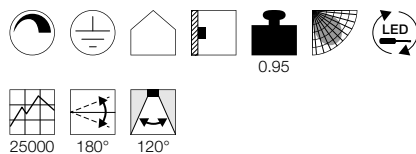
A-A++ Range A++-E



- Slim design
- Lamp unit made from real bamboo

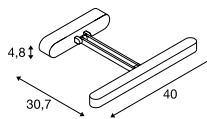
Product details

220-240V ~50/60Hz | 350mA  
Total consumption: 11W  
Material: Bamboo / Steel  
Dimmable: Triac C, Triac L



25000 180° 120°

Dimensioned drawing



RETRATO  
WL

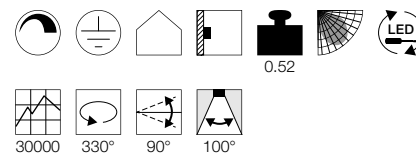
A-A++ Range A++-E



- Rotating and swivelling lamp head

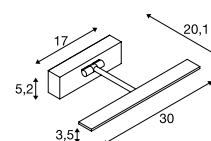
Product details

220-240V ~50/60Hz  
Total consumption: 12W  
Material: Aluminium / Steel  
Dimmable: Triac C, Triac L



30000 330° 90° 100°

Dimensioned drawing



Variant	Item no.
500lm   2700K   CRI>80 ■ anthracite / brown	1002066

Variant	Item no.
500lm   2700K   CRI>80 ■ anthracite / brown	1002067

Variant	Item no.
730lm   3000K   CRI>90 ■ matt white / chrome	1002960
730lm   3000K   CRI>90 ■ matt chrome	1002961