


LIGHT EYE® 150
3-circuit, PD, QPAR111




E-A++ Range A++-E



PARA CONE 14
3-circuit, PD, QPAR51



E-A++ Range A++-E



FORCHINI M 40 TRACK
3-circuit, PD, E27



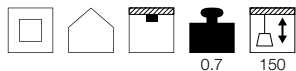
E-A++ Range A++-E



- Double-walled design with internal reflector
- Textile cable in housing colour

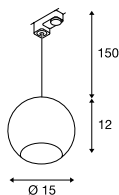
Product details

230V ~50Hz
Material: Steel



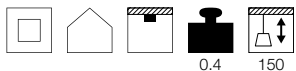
0.7 150

Dimensioned drawing



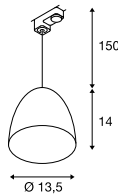
Product details

220-240V ~50/60Hz
Material: Aluminium



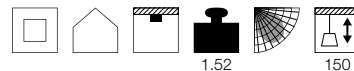
0.4 150

Dimensioned drawing



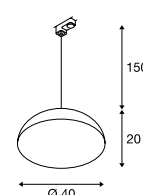
Product details

230V ~50Hz
Material: Aluminium / Steel



1.52 150

Dimensioned drawing



Recommended lamp

LED GU10 10W 38°
3000K 630lm EEL=A+
10kWh/1000h
Item no. 1001029



LED GU10 9.5W 25°
2200-6700K 750lm
Item no. 1001922



Lamp details

max. 75W QPAR111

Variant	Item no.
GU10 QPAR111	
■ black / chrome	1000709
GU10 QPAR111	
■ white / chrome	1000710
GU10 QPAR111	
■ chrome	153112

Recommended lamp

LED E27 7W 330°
2700K 806lm EEL=A+
8kWh/1000h
Item no. 1001035



LED E27 7W 280°
2200-2700K 830lm EEL=A++
7kWh/1000h
Item no. 1002126



Lamp details

max. 35W QPAR51

Variant	Item no.
GU10 QPAR51	
■ copper	1002686
GU10 QPAR51	
■ shiny black	153140
GU10 QPAR51	
□ white	153141

Lamp details

max. 40W
Ø: 6.8 cm max. L: 15.2 cm max.

Variant	Item no.
E27	
■ black / gold	153130
E27	
■ white/gold	153131