

ALTRA DICE TRACK
1-circuit, QPAR51



E-A++ Range A++-E



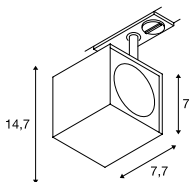
Product details

230V ~50/60Hz
Material: Aluminium



0.37 350° 180°

Dimensioned drawing



Recommended lamp

LED GU10 7.2W 36°
3000K 520lm EEL=A+
8kWh/1000h
Item no. 1001563



LED GU10 5.5W 38°
2700K 400lm EEL=A+
6kWh/1000h
Item no. 1001030



Lamp details


max. 50W QPAR51

Variant	Item no.
GU10 QPAR51	
■ black	143350
GU10 QPAR51	
□ white	143351
GU10 QPAR51	
■ grey	143354

KALU TRACK
1-circuit, TRIAC

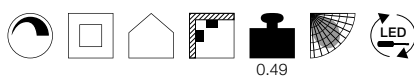


A-A++ Range A++-E

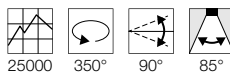


Product details

220-240V ~50/60Hz
Total consumption: 13W
Material: Aluminium
Dimmable: Triac C

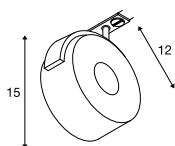


0.49



25000 350° 90° 85°


Dimensioned drawing



KALU TRACK
1-circuit, QPAR111



E-A++ Range A++-E



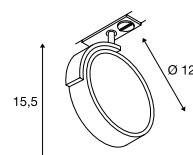
Product details

230V ~50Hz
Material: Aluminium / Plastic



0.24 350° 90°

Dimensioned drawing



Recommended lamp

GU10 7.9W 25°
4000K 760lm EEL=A+
8kWh/1000h
Item no. 560704



LED GU10 13W 30°
4000K 1300lm EEL=A+
13kWh/1000h
Item no. 1001243



Lamp details

max. 75W QPAR111

Variant	Item no.
GU10 QPAR111	
■ matt black	143540
GU10 QPAR111	
□ white	143541
GU10 QPAR111	
■ grey	143544